



INFO~TECH  
RESEARCH GROUP

DATA QUADRANT REPORT

# Accounting - Enterprise

DECEMBER 2023

**This report features:** Odoo | Sage Intacct | Oracle EBS | Quickbooks Enterprise | Oracle PeopleSoft ERP | NetSuite Cloud Accounting | Workday Enterprise  
Mgmt Cloud

467

REVIEWS

11

PRODUCTS INCLUDED



# Table of Contents

- 3 Data Quadrant
- 4 Category Overview
- 6 Vendor Capability Summary
- 9 Vendor Capabilities
- 21 Product Feature Summary
- 25 Product Features

## How to Use the Report

Info-Tech's Data Quadrant Reports provide a comprehensive evaluation of popular products in the Accounting - Enterprise market. This buyer's guide is designed to help prospective purchasers make better decisions by leveraging the experiences of real users.

The data in this report is collected from real end users, meticulously verified for veracity, exhaustively analyzed, and visualized in easy to understand charts and graphs. Each product is compared and contrasted with all other products in the category to create a holistic, unbiased view of the product landscape.

Use this report to determine which product is right for your organization. For highly detailed reports on individual products, see Info-Tech's Product Scorecard.

This report is available free of charge for internal use only to assist with software evaluation and selection. Sharing, republishing, distributing, or otherwise copying any portion of this report without the express written consent of SoftwareReviews.com is strictly prohibited.

© 2023 SoftwareReviews.com. All rights reserved.

# Software Directory

## ACCOUNTING - ENTERPRISE SOFTWARE

Selecting software can be overwhelming and one of the biggest challenges facing organizations is understanding the marketplace and identifying all of the available vendors and products. The Software Directory is a comprehensive list of all relevant software products in a particular category. Use this page to create the right product shortlist by exploring all of the options available to your organization.

## Accounting - Enterprise Software

 AccountMate Enterprise

 Acumatica Financial Management

 CS Professional Suite

 Deltek WorkBook

 Epicor Kinetic

 NetSuite Cloud Accounting Software

 Odoo

 Oracle E-Business Suite

 Oracle PeopleSoft ERP

 Quickbooks Enterprise

 Sage Intacct

 SAP S/4HANA Cloud

 Unanet ERP AE

 Workday Enterprise Management Cloud

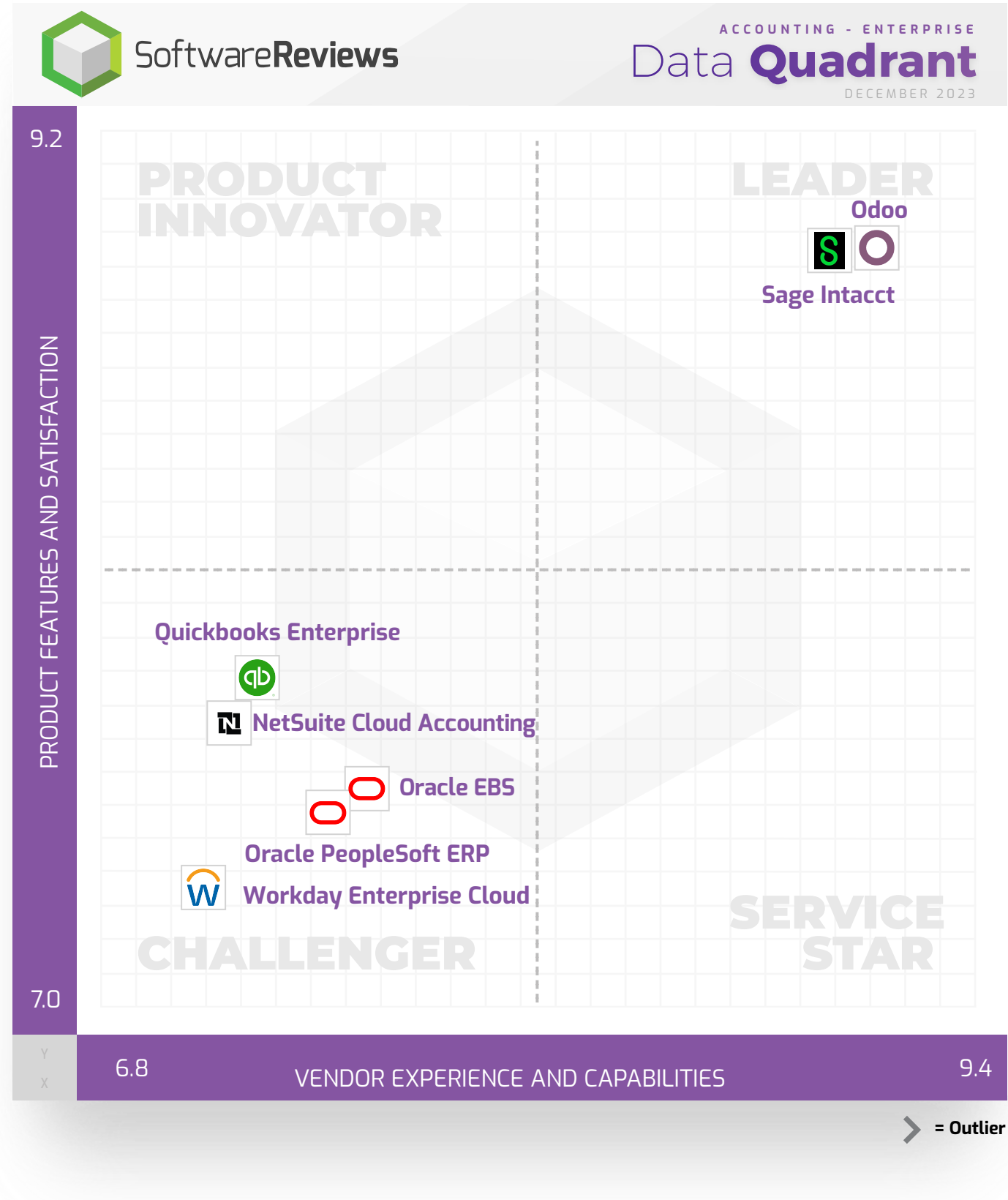


# SOFTWARE REVIEWS

# Data Quadrant



Assess vendor and product performance at a glance and use the SoftwareReviews Data Quadrant to identify which products and vendors are leadings the pack and which are trailing.



## ACCOUNTING - ENTERPRISE

The Software Reviews Data Quadrant evaluates and ranks products based on feedback from IT and business professionals. The placement of a software in the Data Quadrant indicates its relative ranking as well as its categorization.

### The Complete Software Experience

When distilled down, the software experience is shaped by both the experience with the software and the relationship with the vendor. Evaluating enterprise software along these two dimensions provides a comprehensive understanding of the product and helps identify vendors that can deliver on both.

#### Product Features and Satisfaction

The satisfaction is captured in the overall satisfaction score, which is driven by the likelihood of users to recommend the software, combined with user satisfaction across top product features.

#### Vendor Experience and Capabilities



































The vendor relationship is calculated in a weighted average of the satisfaction scores tied to vendor capabilities (e.g. software implementation, training, customer support, product roadmap) as well as emotional response ratings toward the vendor (e.g. trustworthy, respectful, fair).

**Note:** The axes ranges are dynamically adjusted based on minimum and maximum values in the dataset.

# Category Overview

This page provides a high level summary of product performance within the Accounting - Enterprise category. Products are ranked by a composite satisfaction score (Composite Score) that averages four different areas of evaluation: Net Emotional Footprint, Vendor Capabilities, Product Features, and Likeliness to Recommend. The Net Emotional Footprint Score measures user emotional response ratings of the vendor (e.g. trustworthy, respectful, fair).




Use this data to get a sense of the field, and to see how the products you’re considering stack up.

RANK	PRODUCT	COMPOSITE SCORE	NET EMOTIONAL FOOTPRINT	NET EMOTIONAL FOOTPRINT DISTRIBUTION	VENDOR CAPABILITIES	PRODUCT FEATURES	LIKELINESS TO RECOMMEND	NUMBER OF REVIEWS
	 Odoo	9.0/10	+97 	 <div><div></div>NEGATIVE<div></div>97% POSITIVE</div>	86%	87%	91%	43
	 Sage Intacct	9.0/10	+93 	 <div><div></div>NEGATIVE<div></div>94% POSITIVE</div>	84%	85%	89%	92
3	 Oracle EBS	7.6/10	+90 	 <div><div></div>3% NEGATIVE<div></div>93% POSITIVE</div>	79%	84%	84%	20
4	 Quickbooks Enterprise	7.5/10	+75 	 <div><div></div>5% NEGATIVE<div></div>80% POSITIVE</div>	75%	81%	82%	58
5	 Oracle PeopleSoft ERP	7.5/10	+82 	 <div><div></div>4% NEGATIVE<div></div>86% POSITIVE</div>	72%	76%	77%	120
6	 NetSuite Cloud Accounting	7.5/10	+72 	 <div><div></div>6% NEGATIVE<div></div>78% POSITIVE</div>	73%	75%	82%	43
7	 Workday Enterprise Mgmt Cloud	7.2/10	+78 	 <div><div></div>5% NEGATIVE<div></div>83% POSITIVE</div>	76%	78%	81%	43
AVERAGE SCORES		7.9/10	+84 	 <div><div></div>3% NEGATIVE<div></div>87% POSITIVE</div>	78%	81%	84%	60
PRODUCTS BELOW INELIGIBLE FOR AWARDS DUE TO INSUFFICIENT RECENT REVIEWS								
--	 Deltak WorkBook	7.8/10	+86 	 <div><div></div>4% NEGATIVE<div></div>90% POSITIVE</div>	82%	88%	79%	17
--	 AccountMate Enterprise	7.7/10	+95 	 <div><div></div>NEGATIVE<div></div>96% POSITIVE</div>	86%	90%	89%	15
--	 Acumatica Financial Management	7.3/10	+96 	 <div><div></div>NEGATIVE<div></div>96% POSITIVE</div>	82%	79%	88%	5

# Category Overview

This page provides a high level summary of product performance within the Accounting - Enterprise category. Products are ranked by a composite satisfaction score (Composite Score) that averages four different areas of evaluation: Net Emotional Footprint, Vendor Capabilities, Product Features, and Likeliness to Recommend. The Net Emotional Footprint Score measures user emotional response ratings of the vendor (e.g. trustworthy, respectful, fair).

Use this data to get a sense of the field, and to see how the products you’re considering stack up.

RANK	PRODUCT	COMPOSITE SCORE	NET EMOTIONAL FOOTPRINT	NET EMOTIONAL FOOTPRINT DISTRIBUTION	VENDOR CAPABILITIES	PRODUCT FEATURES	LIKELINESS TO RECOMMEND	NUMBER OF REVIEWS
	PRODUCTS BELOW INELIGIBLE FOR AWARDS DUE TO INSUFFICIENT RECENT REVIEWS							
--	 Epicor Kinetic	7.2/10	+81 	 <div>8% NEGATIVE89% POSITIVE</div>	78%	83%	83%	11



# Vendor Capability Summary

This page summarizes user satisfaction with a variety of vendor capabilities regarding their product offering(s). Look for strong and consistent performance across the board when assembling your shortlist, and follow-up on areas of concern during the evaluation and negotiation processes.

PRODUCT	OVERALL CAPABILITY SATISFACTION	BUSINESS VALUE CREATED	BREADTH OF FEATURES	QUALITY OF FEATURES	PRODUCT STRATEGY AND RATE OF IMPROVEMENT	USABILITY AND INTUITIVENESS	VENDOR SUPPORT	EASE OF DATA INTEGRATION	EASE OF ADMINISTRATION	EASE OF CUSTOMIZATION	AVAILABILITY AND QUALITY OF TRAINING	EASE OF IMPLEMENTATION
Odoo	86%	89%	86%	90%	87%	81%	81%	87%	84%	89%	85%	87%
Sage Intacct	84%	88%	86%	87%	83%	82%	85%	84%	81%	84%	83%	85%
Oracle E-Business Suite	79%	86%	77%	81%	79%	77%	81%	78%	80%	73%	78%	82%
Workday Enterprise Management Cloud	77%	75%	79%	81%	72%	76%	78%	79%	74%	74%	76%	79%
Quickbooks Enterprise	75%	76%	76%	77%	73%	78%	73%	76%	78%	71%	70%	80%
NetSuite Cloud Accounting Software	73%	78%	77%	74%	69%	71%	70%	75%	78%	75%	71%	63%
Oracle PeopleSoft ERP	72%	74%	74%	75%	69%	70%	74%	74%	73%	67%	72%	69%
CATEGORY AVERAGE	78%	81%	79%	81%	76%	77%	77%	79%	78%	76%	77%	78%

PRODUCTS BELOW INELIGIBLE FOR AWARDS DUE TO INSUFFICIENT RECENT REVIEWS												
Deltek WorkBook	83%	86%	78%	87%	75%	77%	82%	83%	91%	88%	85%	80%
AccountMate Enterprise	86%	84%	85%	89%	84%	93%	85%	85%	87%	80%	88%	85%
Epicor Kinetic	78%	79%	88%	71%	83%	68%	82%	76%	71%	75%	83%	83%

# Vendor Capability Summary

This page summarizes user satisfaction with a variety of vendor capabilities regarding their product offering(s). Look for strong and consistent performance across the board when assembling your shortlist, and follow-up on areas of concern during the evaluation and negotiation processes.

PRODUCT	OVERALL CAPABILITY SATISFACTION	BUSINESS VALUE CREATED	BREADTH OF FEATURES	QUALITY OF FEATURES	PRODUCT STRATEGY AND RATE OF IMPROVEMENT	USABILITY AND INTUITIVENESS	VENDOR SUPPORT	EASE OF DATA INTEGRATION	EASE OF ADMINISTRATION	EASE OF CUSTOMIZATION	AVAILABILITY AND QUALITY OF TRAINING	EASE OF IMPLEMENTATION
CATEGORY AVERAGE	78%	81%	79%	81%	76%	77%	77%	79%	78%	76%	77%	78%
PRODUCTS BELOW INELIGIBLE FOR AWARDS DUE TO INSUFFICIENT RECENT REVIEWS												
Acumatica Financial Management	82%	80%	90%	83%	86%	80%	74%	87%	83%	75%	82%	79%



# Vendor Capability Satisfaction

This section provides detailed information on user satisfaction for each vendor capability regarding their product offering(s). Use these pages to dig deeper into areas of particular interest or concern.

## Vendor Capabilities

This table lists and briefly describes all vendor capabilities that are evaluated in the Accounting - Enterprise software category. For your convenience, you will also find longer descriptions of the capabilities under the capability subheadings in the subsequent pages.

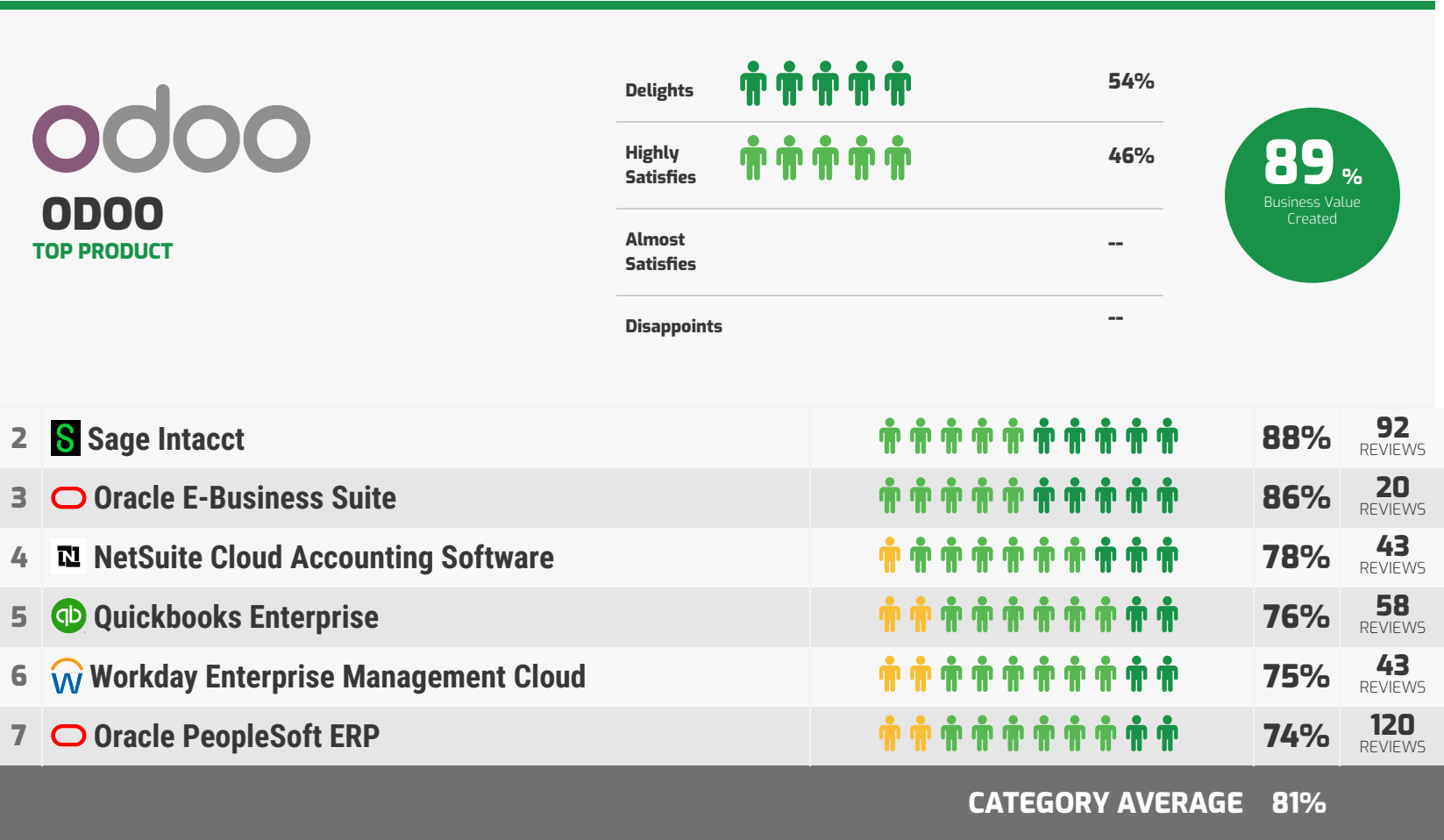
Business Value Created	The underlying purpose of software is to create value for employees, customers, partners and ultimately shareholders. As a result, it is imperative that any software selection be aligned with the organization’s needs and deliver enough business value to justify the cost. The data below highlights the satisfaction level associated with the business value derived from various product offerings. Use this information to identify the software that consistently creates business value for its customers.	Vendor Support	The importance of vendor support will vary for each organization depending on internal capabilities, but there will always be issues that only the vendor can resolve. Use the data in this section to see which vendors tend to under-service their product and which will offer quality support.
Breadth of Features	Users prefer to work with feature rich software that enables them to perform diverse series of tasks as opposed to one they find restrictive. The data below highlights the satisfaction level associated with the breadth of features from various product offerings. Use this information to identify which software offers valuable comprehensive functionality that extends beyond the basic level.	Ease of Data Integration	The ability to integrate with other systems is increasingly important; without this, manual data loading and extraction can be time-consuming and prone to error. Use this section to see which vendors will cause headaches and which will make data integration easy.
Quality of Features	Feature quality is just as important as quantity. Software needs to do what you’re purchasing it to do, easily, intuitively, reliably, and effectively. Use the data in this section to gauge whether or not a product follows through on the marketing hype by delivering high quality features.	Ease of Administration	Administrative interfaces don’t get the same attention as those built for end users, but they shouldn’t be clunky or unintuitive. Use the data in this section to determine which vendors make administration easy, so that your IT personnel can resolve issues and perform configurations efficiently and effectively.
Product Strategy and Rate of Improvement	Purchasing software can be a significant commitment, so it’s important to know if your vendor is serious about the need for constant improvement and deliberate strategic direction. Vendors who don’t stay on top of emerging needs and trends won’t enable you to meet your business goals. Use the data in this section to separate innovators from imposters.	Ease of Customization	Out-of-the-box functionality often isn’t enough, especially for niche or industry-specific software, and the reason you’re buying rather than building is to save time and money in the first place. Don’t get bogged down in a difficult customization; use the data in this section to make sure you can easily achieve the functionality you need for your particular situation.
Usability And Intuitiveness	End user learning curves cost the organization money. Pay attention to your end users’ technical ability to determine how important UX is in your purchase.	Availability and Quality of Training	Effective and readily available training enables users to get the most out of the software you’ve chosen. Use this section to make sure your vendor’s training programs and materials measure up.
		Ease of Implementation	Choosing the right software is only the first step. Successfully implementing the new solution is necessary in order to realize its full value and promote end user adoption. Use the data in this section to determine which software is easy to implement, and which may jeopardize your goals by causing trouble in this stage.

# Vendor Capability Satisfaction









This section provides detailed information on user satisfaction for each vendor capability regarding their product offering(s). Use these pages to dig deeper into areas of particular interest or concern.

## Business Value Created

The underlying purpose of software is to create value for employees, customers, partners and ultimately shareholders. As a result, it is imperative that any software selection be aligned with the organization's needs and deliver enough business value to justify the cost. The data below highlights the satisfaction level associated with the business value derived from various product offerings. Use this information to identify the software that consistently creates business value for its customers.



PRODUCTS BELOW INELIGIBLE FOR AWARDS DUE TO INSUFFICIENT RECENT REVIEWS

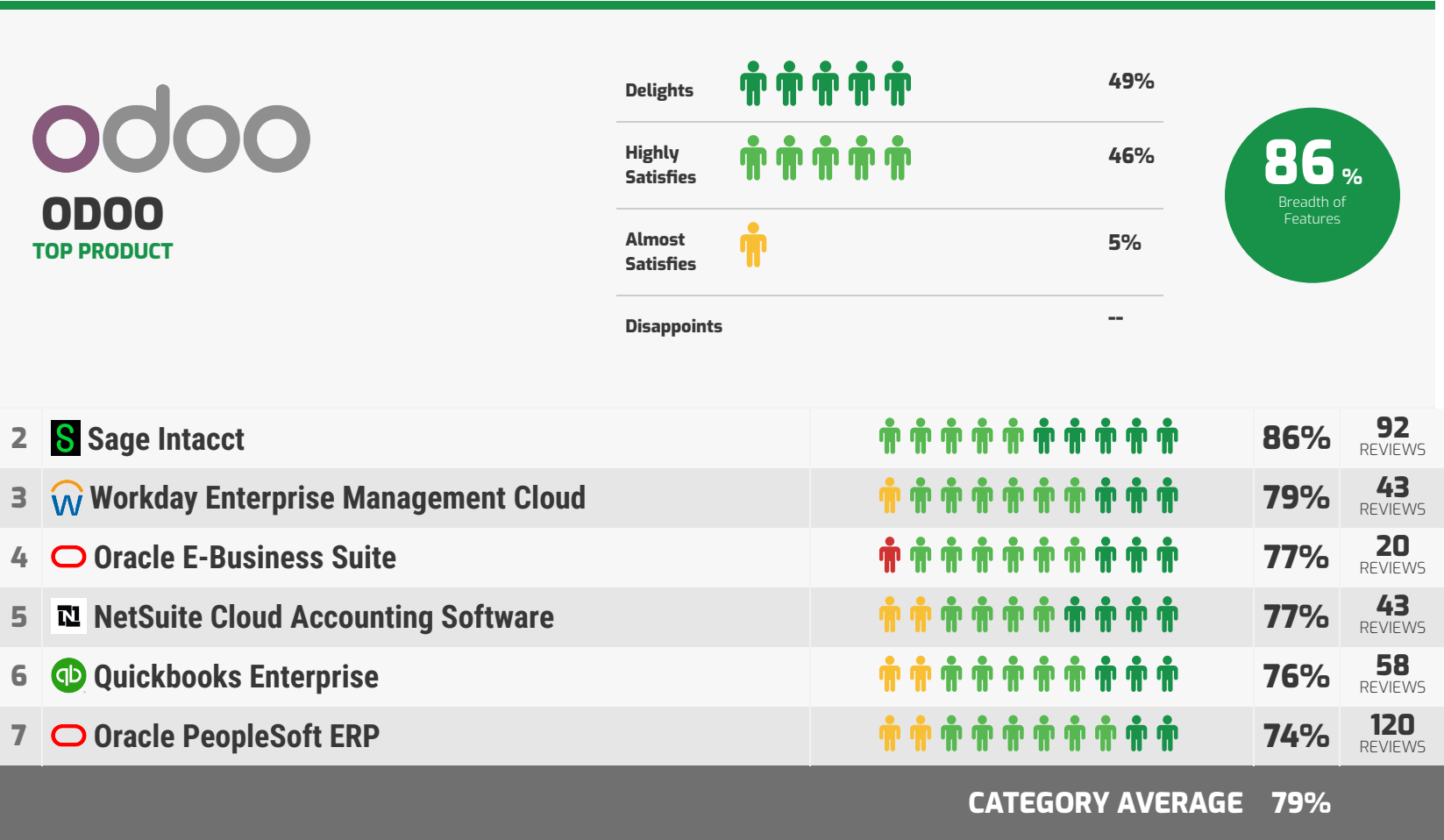
--	 Deltek WorkBook		86%	17 REVIEWS
--	 AccountMate Enterprise		84%	15 REVIEWS
--	 Epicor Kinetic		79%	11 REVIEWS
--	 Acumatica Financial Management		80%	5 REVIEWS

# Vendor Capability Satisfaction









This section provides detailed information on user satisfaction for each vendor capability regarding their product offering(s). Use these pages to dig deeper into areas of particular interest or concern.

## Breadth of Features

Users prefer to work with feature rich software that enables them to perform diverse series of tasks as opposed to one they find restrictive. The data below highlights the satisfaction level associated with the breadth of features from various product offerings. Use this information to identify which software offers valuable comprehensive functionality that extends beyond the basic level.



PRODUCTS BELOW INELIGIBLE FOR AWARDS DUE TO INSUFFICIENT RECENT REVIEWS

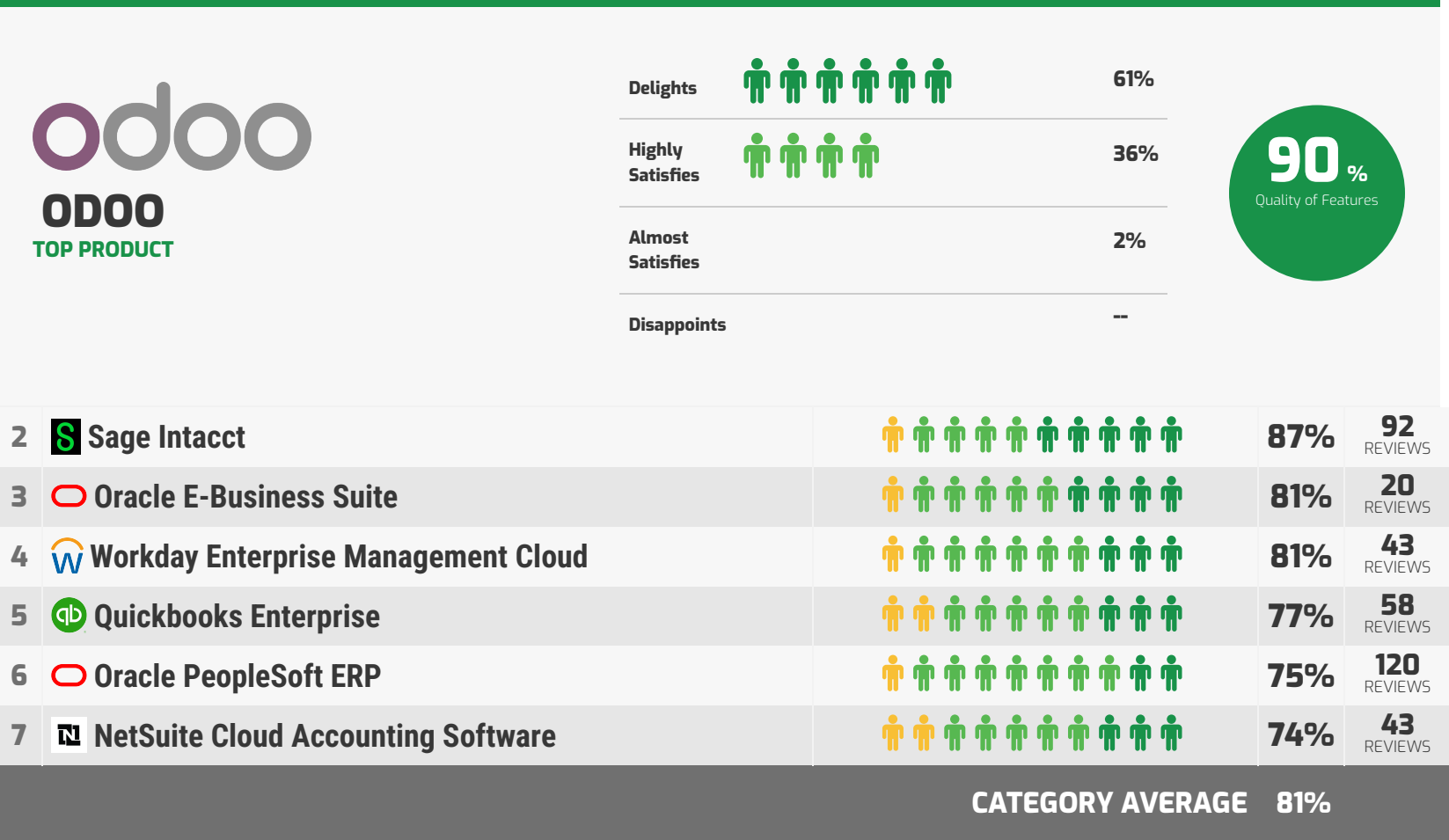
--	 Deltek WorkBook		78%	17 REVIEWS
--	 AccountMate Enterprise		85%	15 REVIEWS
--	 Epicor Kinetic		88%	11 REVIEWS
--	 Acumatica Financial Management		90%	5 REVIEWS

# Vendor Capability Satisfaction









This section provides detailed information on user satisfaction for each vendor capability regarding their product offering(s). Use these pages to dig deeper into areas of particular interest or concern.

## Quality of Features

Feature quality is just as important as quantity. Software needs to do what you’re purchasing it to do, easily, intuitively, reliably, and effectively. Use the data in this section to gauge whether or not a product follows through on the marketing hype by delivering high quality features.



PRODUCTS BELOW INELIGIBLE FOR AWARDS DUE TO INSUFFICIENT RECENT REVIEWS

--	 Deltek WorkBook		87%	17 REVIEWS
--	 AccountMate Enterprise		89%	15 REVIEWS
--	 Epicor Kinetic		71%	11 REVIEWS
--	 Acumatica Financial Management		83%	5 REVIEWS

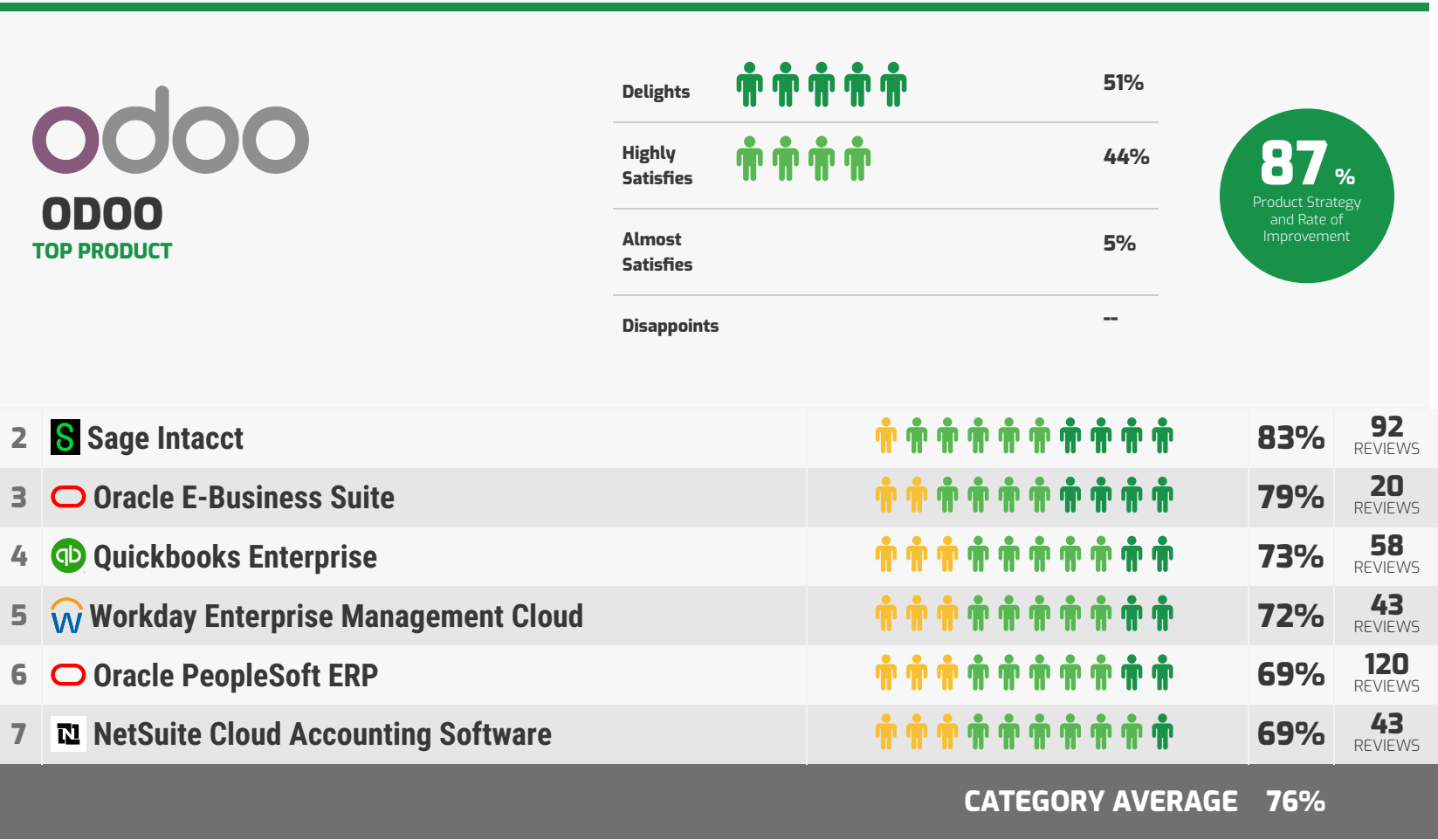


# Vendor Capability Satisfaction









This section provides detailed information on user satisfaction for each vendor capability regarding their product offering(s). Use these pages to dig deeper into areas of particular interest or concern.

## Product Strategy and Rate of Improvement

Purchasing software can be a significant commitment, so it's important to know if your vendor is serious about the need for constant improvement and deliberate strategic direction. Vendors who don't stay on top of emerging needs and trends won't enable you to meet your business goals. Use the data in this section to separate innovators from imposters.



PRODUCTS BELOW INELIGIBLE FOR AWARDS DUE TO INSUFFICIENT RECENT REVIEWS

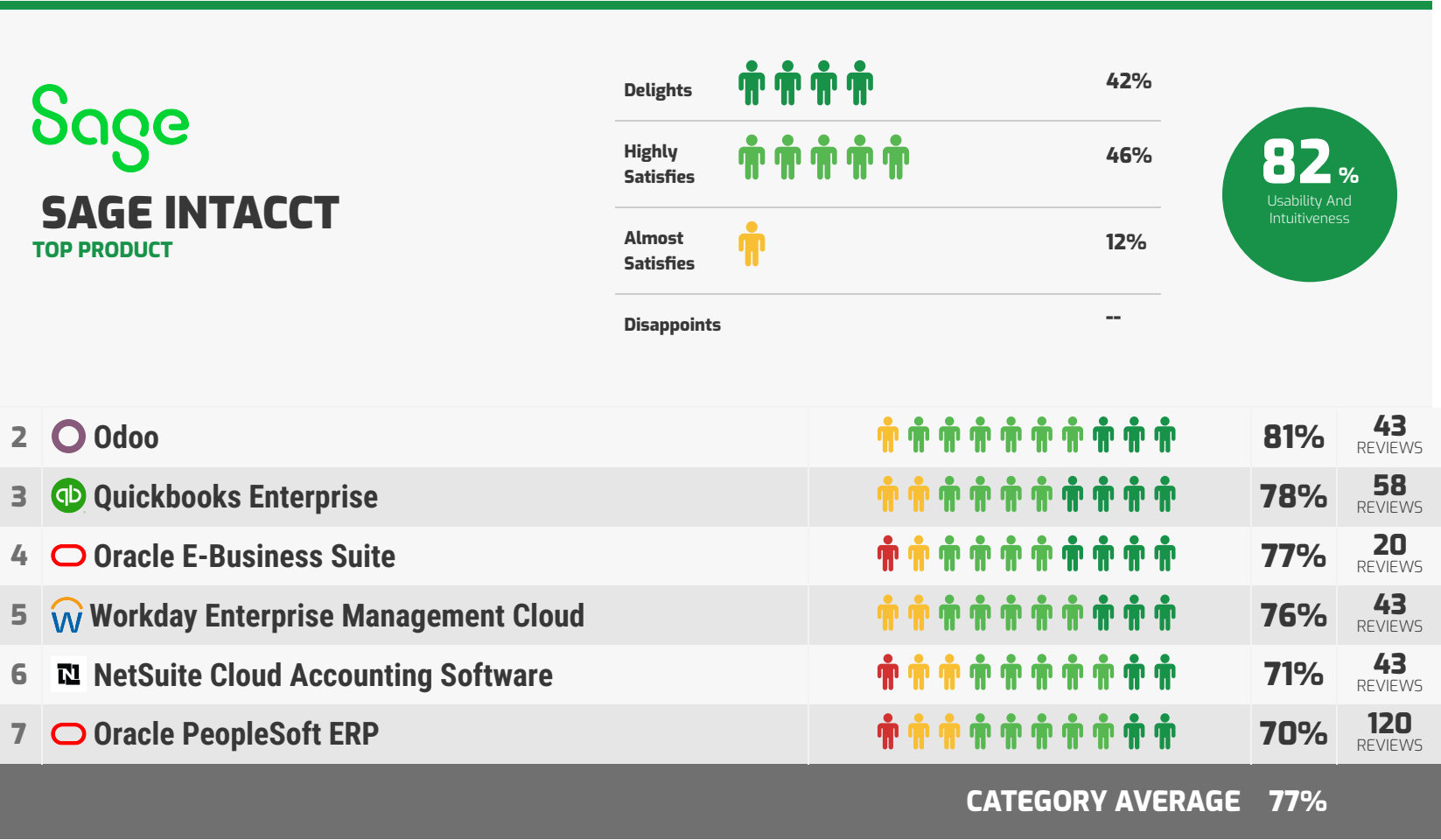
--	 Deltek WorkBook		75%	17 REVIEWS
--	 AccountMate Enterprise		84%	15 REVIEWS
--	 Epicor Kinetic		83%	11 REVIEWS
--	 Acumatica Financial Management		86%	5 REVIEWS

# Vendor Capability Satisfaction









This section provides detailed information on user satisfaction for each vendor capability regarding their product offering(s). Use these pages to dig deeper into areas of particular interest or concern.

## Usability And Intuitiveness

End user learning curves cost the organization money. Pay attention to your end users' technical ability to determine how important UX is in your purchase.



PRODUCTS BELOW INELIGIBLE FOR AWARDS DUE TO INSUFFICIENT RECENT REVIEWS

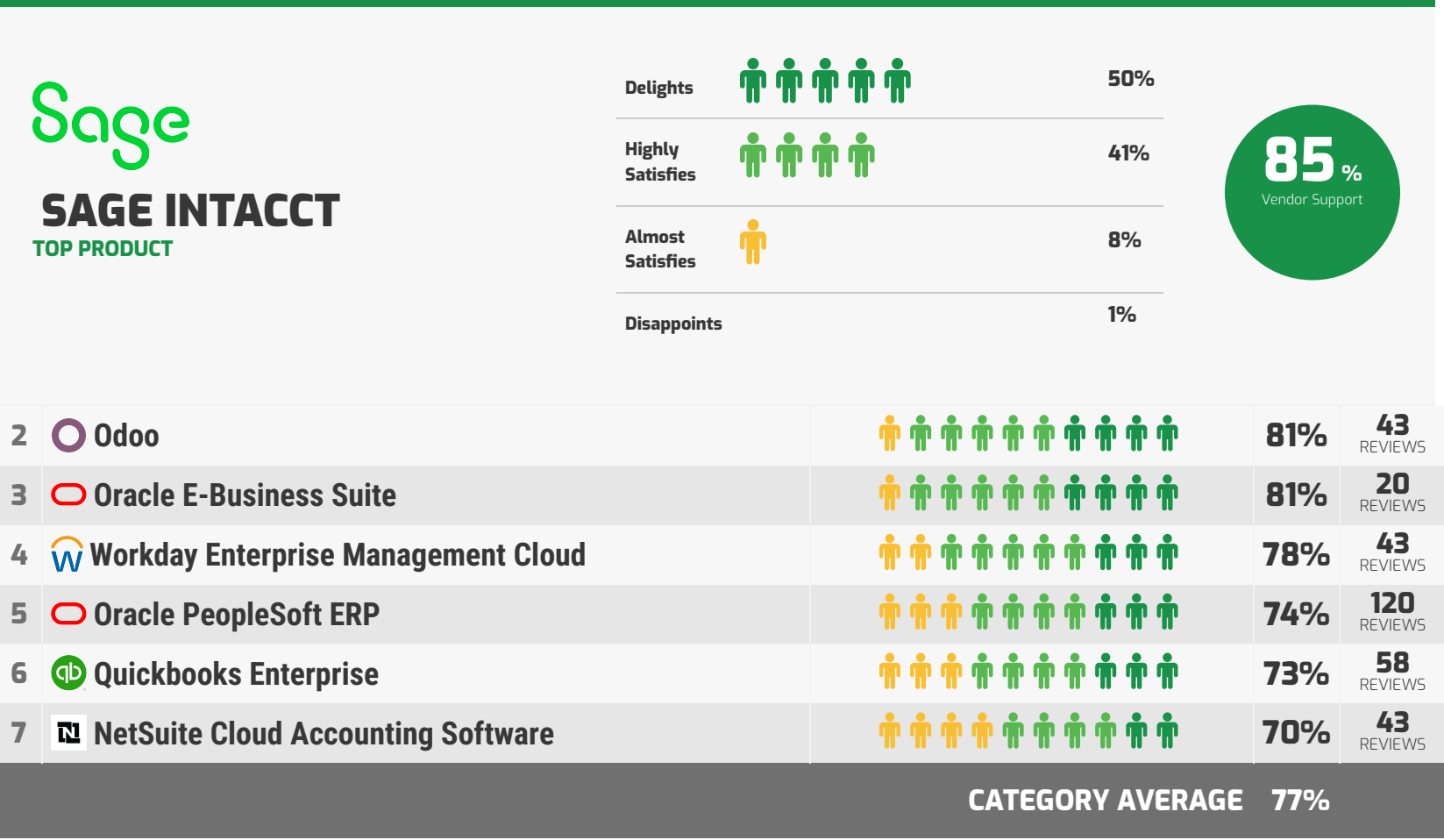
--	 Deltek WorkBook		77%	17 REVIEWS
--	 AccountMate Enterprise		93%	15 REVIEWS
--	 Epicor Kinetic		68%	11 REVIEWS
--	 Acumatica Financial Management		80%	5 REVIEWS

# Vendor Capability Satisfaction









This section provides detailed information on user satisfaction for each vendor capability regarding their product offering(s). Use these pages to dig deeper into areas of particular interest or concern.

## Vendor Support

The importance of vendor support will vary for each organization depending on internal capabilities, but there will always be issues that only the vendor can resolve. Use the data in this section to see which vendors tend to under-service their product and which will offer quality support.



PRODUCTS BELOW INELIGIBLE FOR AWARDS DUE TO INSUFFICIENT RECENT REVIEWS

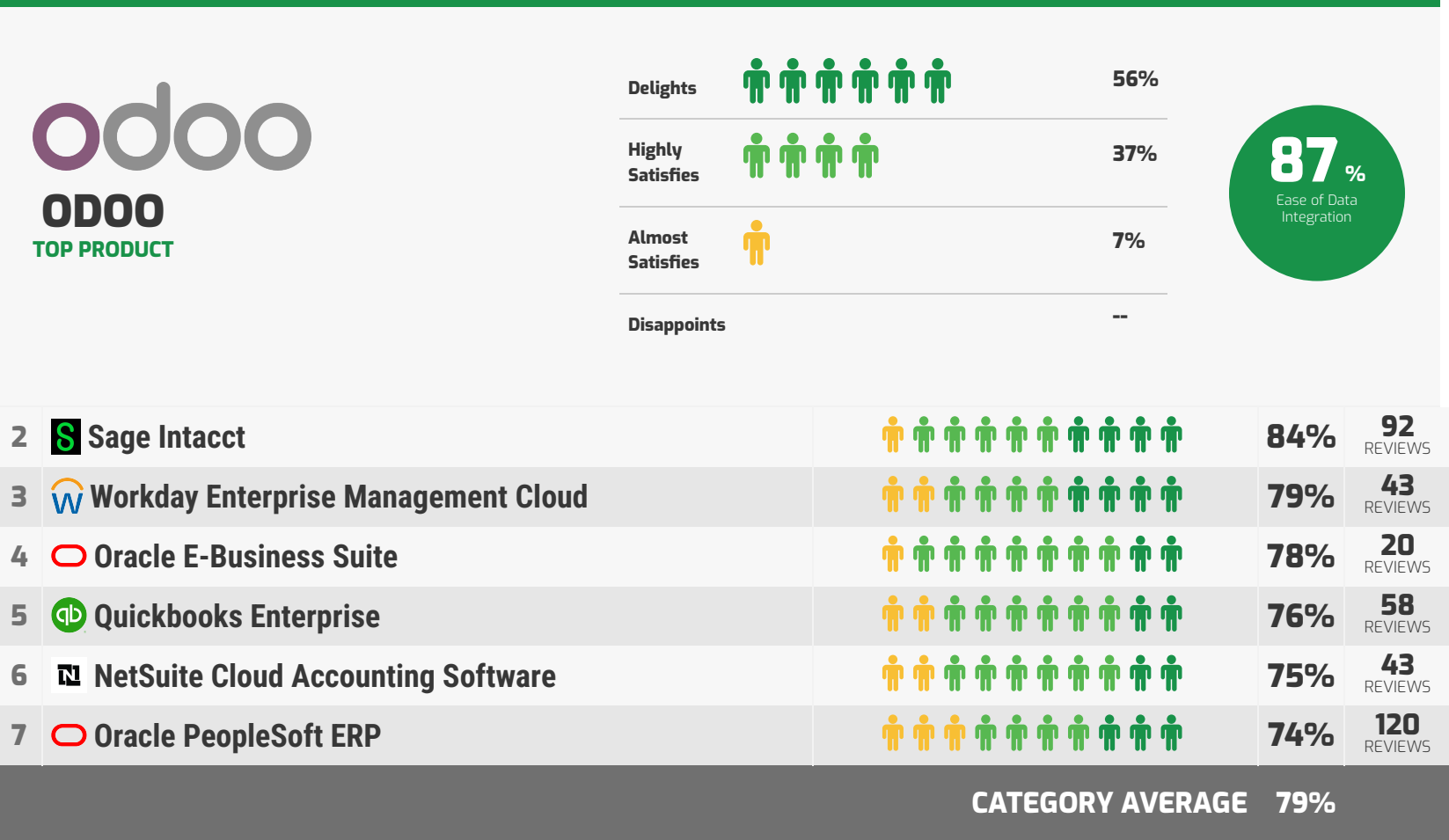
--	 Deltek WorkBook		82%	17 REVIEWS
--	 AccountMate Enterprise		85%	15 REVIEWS
--	 Epicor Kinetic		82%	11 REVIEWS
--	 Acumatica Financial Management		74%	5 REVIEWS

# Vendor Capability Satisfaction









This section provides detailed information on user satisfaction for each vendor capability regarding their product offering(s). Use these pages to dig deeper into areas of particular interest or concern.

## Ease of Data Integration

The ability to integrate with other systems is increasingly important; without this, manual data loading and extraction can be time-consuming and prone to error. Use this section to see which vendors will cause headaches and which will make data integration easy.



PRODUCTS BELOW INELIGIBLE FOR AWARDS DUE TO INSUFFICIENT RECENT REVIEWS

--	 Deltek WorkBook		83%	17 REVIEWS
--	 AccountMate Enterprise		85%	15 REVIEWS
--	 Epicor Kinetic		76%	11 REVIEWS
--	 Acumatica Financial Management		87%	5 REVIEWS

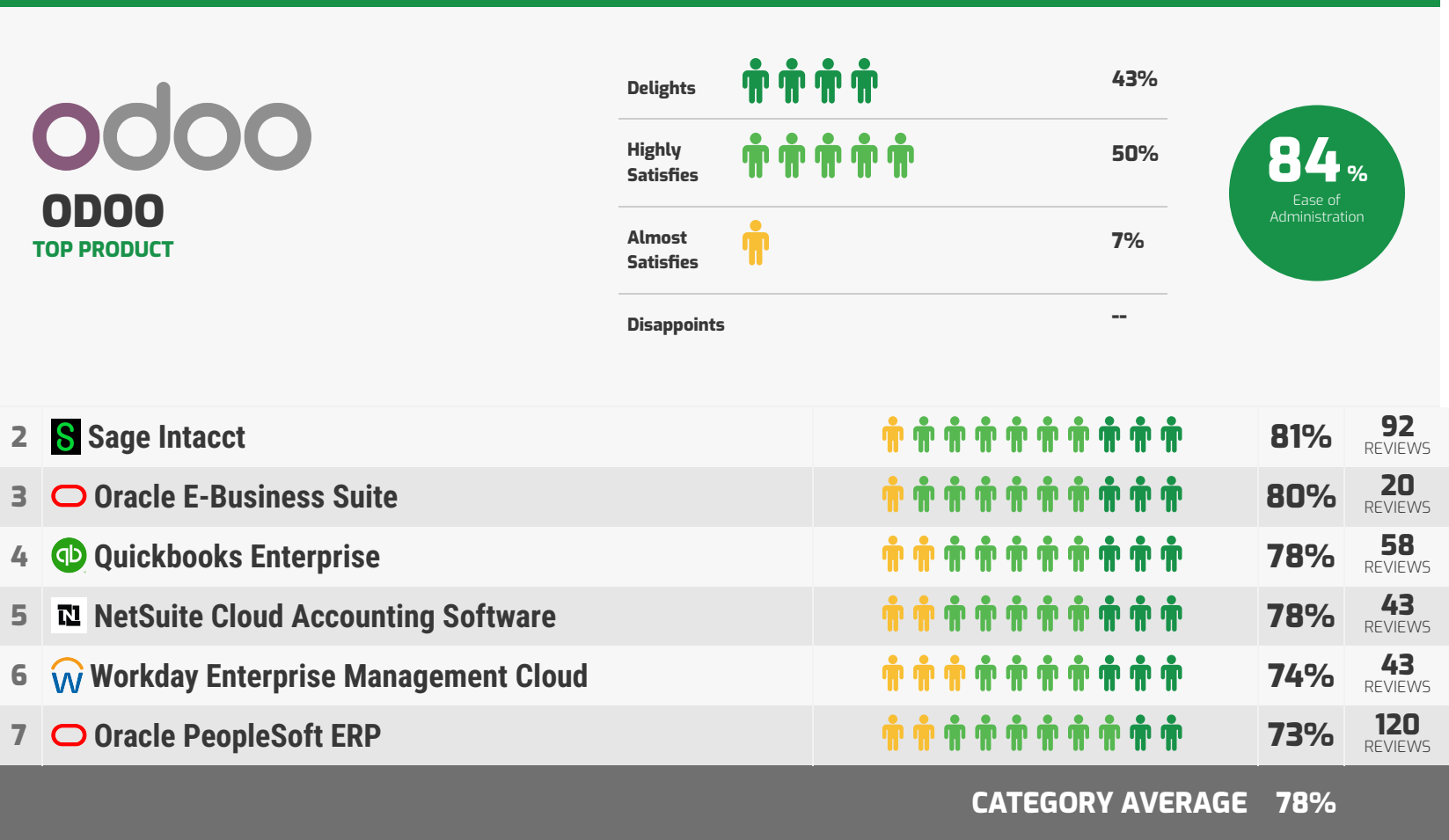


# Vendor Capability Satisfaction












This section provides detailed information on user satisfaction for each vendor capability regarding their product offering(s). Use these pages to dig deeper into areas of particular interest or concern.

## Ease of Administration

Administrative interfaces don't get the same attention as those built for end users, but they shouldn't be clunky or unintuitive. Use the data in this section to determine which vendors make administration easy, so that your IT personnel can resolve issues and perform configurations efficiently and effectively.



PRODUCTS BELOW INELIGIBLE FOR AWARDS DUE TO INSUFFICIENT RECENT REVIEWS

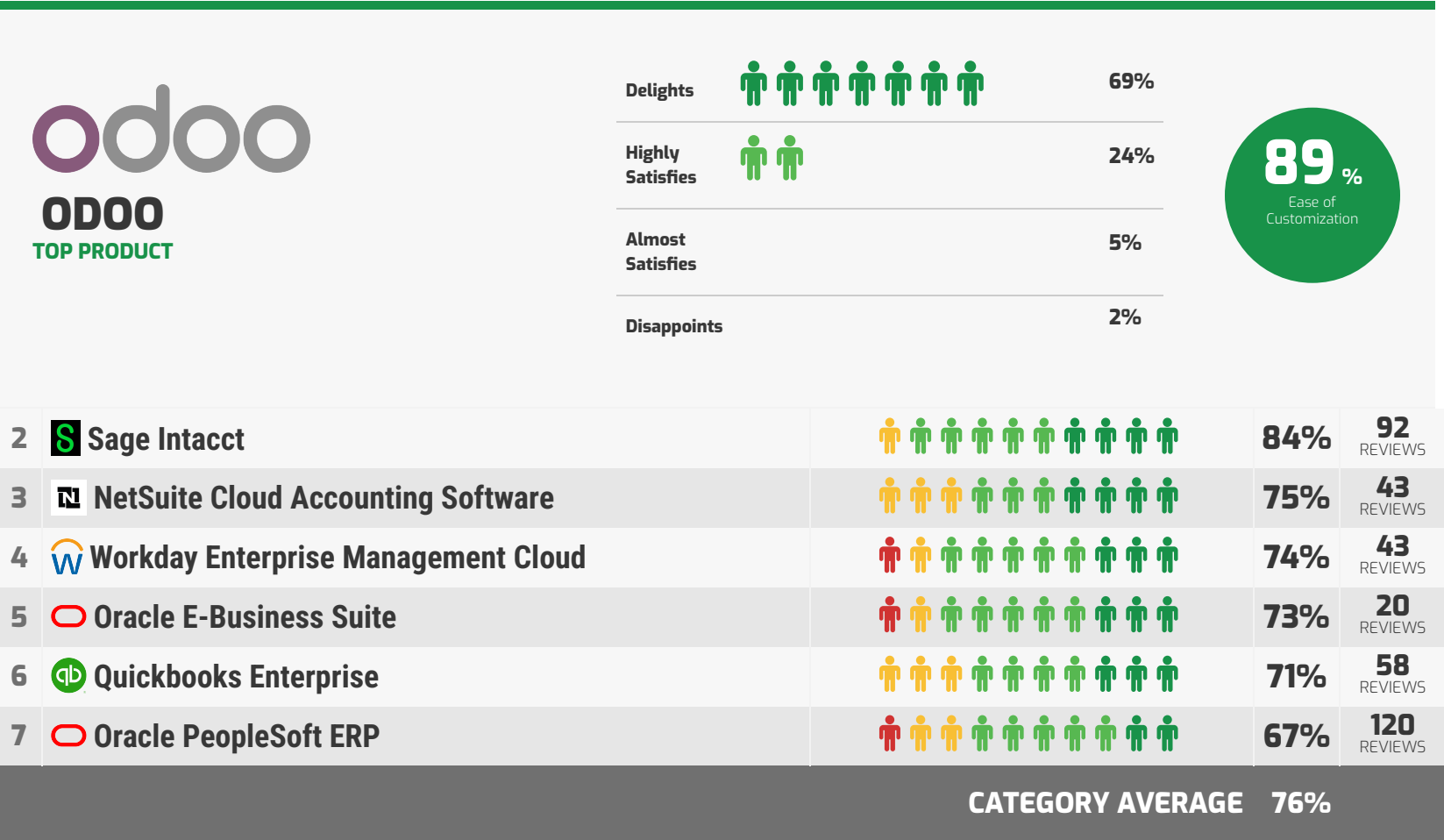
--	 Deltek WorkBook	 	91%	17 REVIEWS
--	 AccountMate Enterprise		87%	15 REVIEWS
--	 Epicor Kinetic	  	71%	11 REVIEWS
--	 Acumatica Financial Management		83%	5 REVIEWS

# Vendor Capability Satisfaction









This section provides detailed information on user satisfaction for each vendor capability regarding their product offering(s). Use these pages to dig deeper into areas of particular interest or concern.

## Ease of Customization

Out-of-the-box functionality often isn’t enough, especially for niche or industry-specific software, and the reason you’re buying rather than building is to save time and money in the first place. Don’t get bogged down in a difficult customization; use the data in this section to make sure you can easily achieve the functionality you need for your particular situation.



PRODUCTS BELOW INELIGIBLE FOR AWARDS DUE TO INSUFFICIENT RECENT REVIEWS

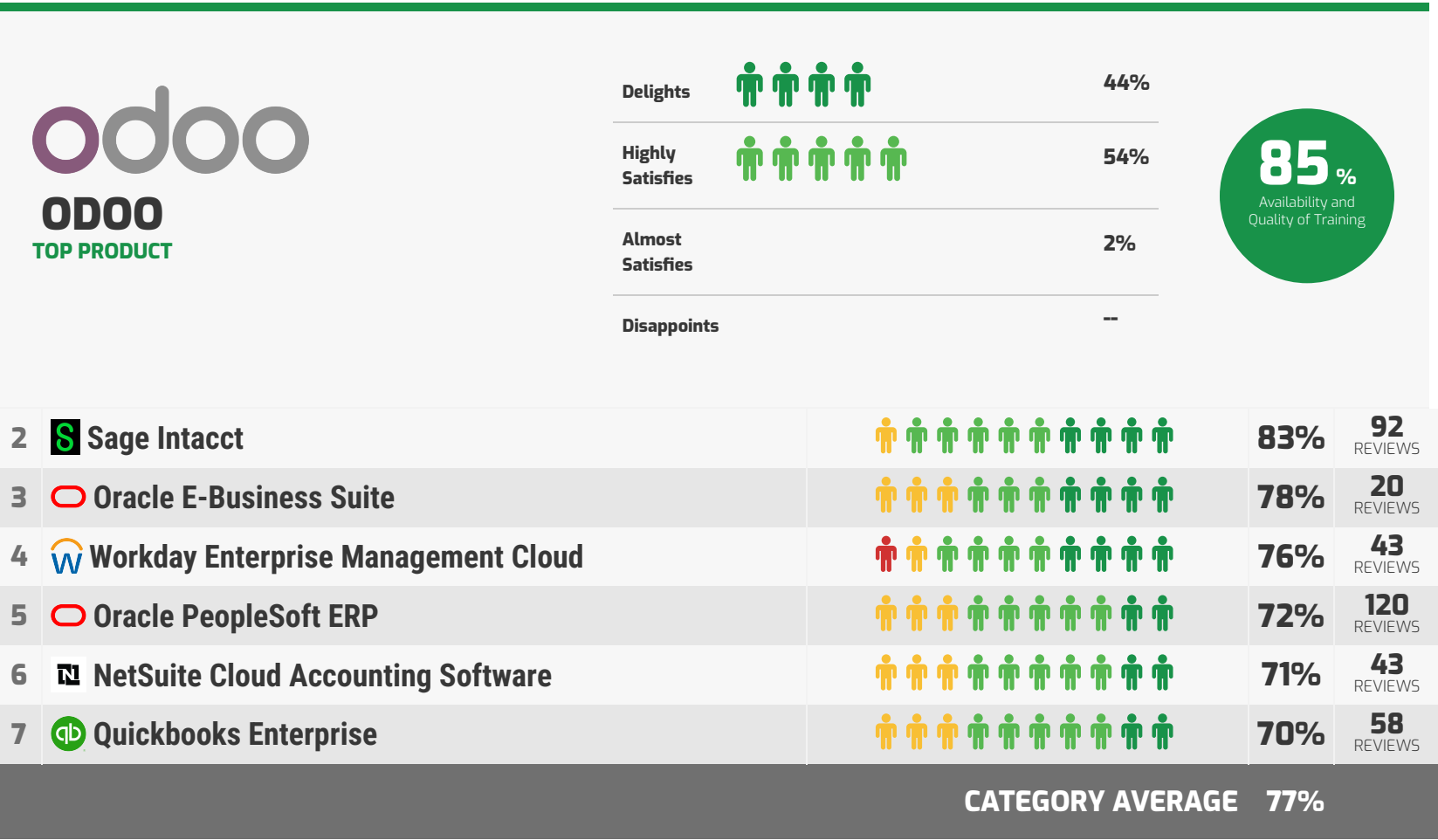
--	 Deltek WorkBook		88%	17 REVIEWS
--	 AccountMate Enterprise		80%	15 REVIEWS
--	 Epicor Kinetic		75%	11 REVIEWS
--	 Acumatica Financial Management		75%	5 REVIEWS

# Vendor Capability Satisfaction









This section provides detailed information on user satisfaction for each vendor capability regarding their product offering(s). Use these pages to dig deeper into areas of particular interest or concern.

## Availability and Quality of Training

Effective and readily available training enables users to get the most out of the software you’ve chosen. Use this section to make sure your vendor’s training programs and materials measure up.



PRODUCTS BELOW INELIGIBLE FOR AWARDS DUE TO INSUFFICIENT RECENT REVIEWS

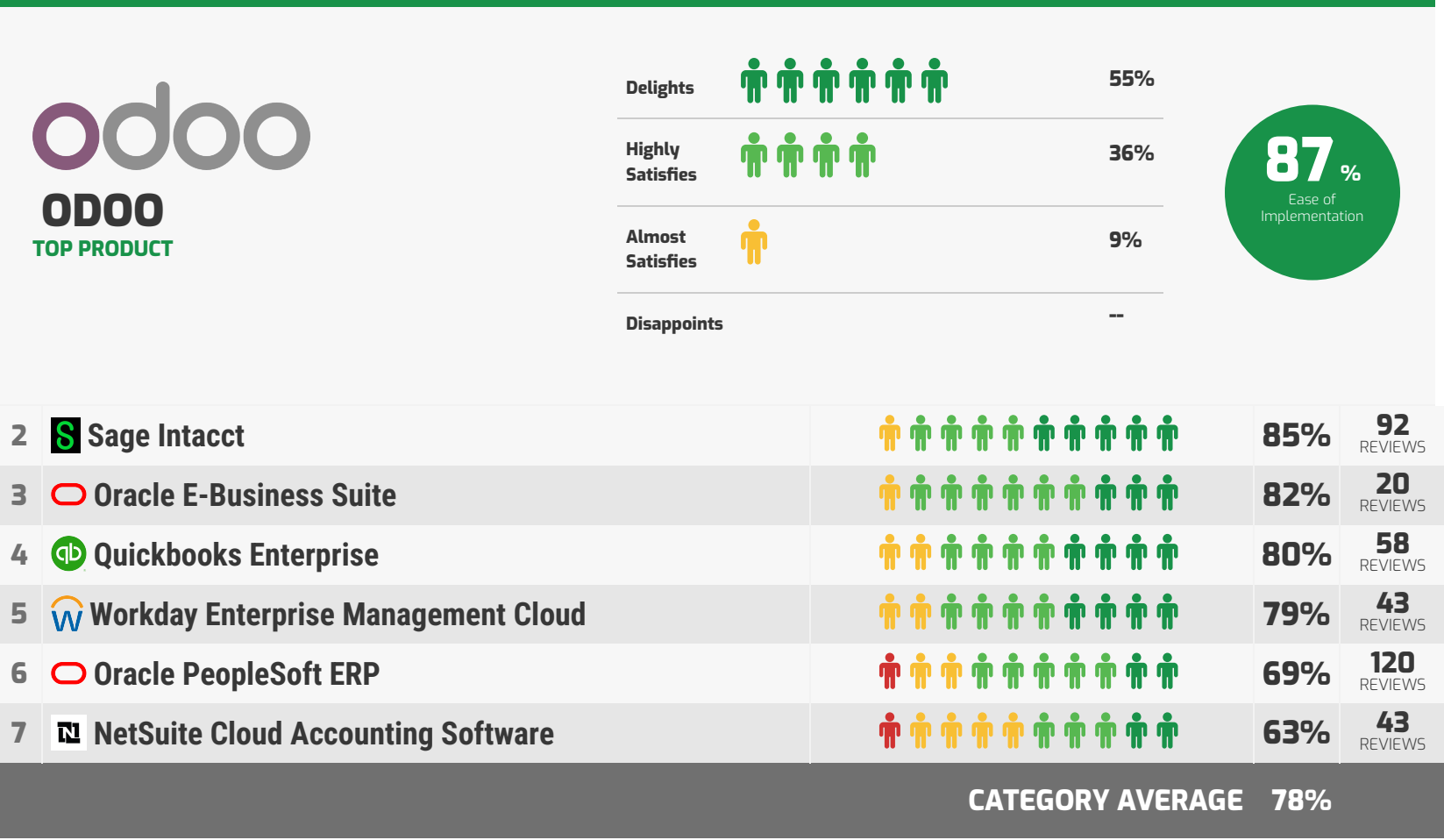
--	 Deltak WorkBook		85%	17 REVIEWS
--	 AccountMate Enterprise		88%	15 REVIEWS
--	 Epicor Kinetic		83%	11 REVIEWS
--	 Acumatica Financial Management		82%	5 REVIEWS

# Vendor Capability Satisfaction









This section provides detailed information on user satisfaction for each vendor capability regarding their product offering(s). Use these pages to dig deeper into areas of particular interest or concern.

## Ease of Implementation

Choosing the right software is only the first step. Successfully implementing the new solution is necessary in order to realize its full value and promote end user adoption. Use the data in this section to determine which software is easy to implement, and which may jeopardize your goals by causing trouble in this stage.



PRODUCTS BELOW INELIGIBLE FOR AWARDS DUE TO INSUFFICIENT RECENT REVIEWS

--	 Deltek WorkBook		80%	17 REVIEWS
--	 AccountMate Enterprise		85%	15 REVIEWS
--	 Epicor Kinetic		83%	11 REVIEWS
--	 Acumatica Financial Management		79%	5 REVIEWS



# Product Feature Summary

## Mandatory Features

This page summarizes user satisfaction with a variety of product features. While strong and consistent performance across the board is desirable, you may be willing to tolerate low scores on features that don't impact your primary use case or core objectives. Use this high-level data to help plan and structure your product evaluation.

PRODUCT	OVERALL FEATURE SATISFACTION	ACCOUNTS PAYABLE PURCHASE ORDERS	ACCOUNTS RECEIVABLE INVOICING	CASH FLOW MANAGEMENT	DASHBOARDS, ANALYTICS AND REPORTING	GENERAL LEDGER CHART OF ACCOUNTS	
Odoo	87%	87%	85%	86%	85%	90%	
Sage Intacct	85%	87%	85%	85%	84%	87%	
Oracle E-Business Suite	84%	83%	90%	74%	86%	86%	
Quickbooks Enterprise	81%	82%	84%	77%	76%	86%	
Workday Enterprise Management Cloud	78%	79%	82%	74%	76%	76%	
Oracle PeopleSoft ERP	76%	77%	75%	77%	76%	77%	
NetSuite Cloud Accounting Software	75%	82%	75%	70%	71%	77%	
CATEGORY AVERAGE	81%	82%	82%	78%	79%	83%	

PRODUCTS BELOW INELIGIBLE FOR AWARDS DUE TO INSUFFICIENT RECENT REVIEWS							
Deltek WorkBook	88%	90%	88%	92%	88%	84%	
AccountMate Enterprise	90%	90%	87%	92%	91%	92%	
Epicor Kinetic	83%	79%	87%	85%	79%	84%	

# Product Feature Summary

## MANDATORY FEATURES

This page summarizes user satisfaction with a variety of product features. While strong and consistent performance across the board is desirable, you may be willing to tolerate low scores on features that don't impact your primary use case or core objectives. Use this high-level data to help plan and structure your product evaluation.

PRODUCT	OVERALL FEATURE SATISFACTION	ACCOUNTS PAYABLE PURCHASE ORDERS	ACCOUNTS RECEIVABLE INVOICING	CASH FLOW MANAGEMENT	DASHBOARDS, ANALYTICS AND REPORTING	GENERAL LEDGER CHART OF ACCOUNTS	
CATEGORY AVERAGE	81%	82%	82%	78%	79%	83%	
PRODUCTS BELOW INELIGIBLE FOR AWARDS DUE TO INSUFFICIENT RECENT REVIEWS							
Acumatica Financial Management	79%	77%	71%	79%	83%	82%	

# Product Feature Summary

STANDARD FEATURES

This page summarizes user satisfaction with a variety of product features. While strong and consistent performance across the board is desirable, you may be willing to tolerate low scores on features that don't impact your primary use case or core objectives. Use this high-level data to help plan and structure your product evaluation.

PRODUCT	OVERALL FEATURE SATISFACTION	BUDGETING FORECASTING	COST REVENUE TRACKING	EXPENSE MANAGEMENT	INTEGRATION APIS	PROJECT ACCOUNTING	RECONCILIATION	
Odoo	87%	87%	86%	87%	87%	88%	88%	
Sage Intacct	85%	86%	88%	87%	89%	86%	85%	
Oracle E-Business Suite	84%	91%	80%	81%	72%	86%	78%	
Quickbooks Enterprise	81%	75%	75%	76%	71%	75%	85%	
Workday Enterprise Management Cloud	78%	75%	74%	77%	71%	77%	78%	
Oracle PeopleSoft ERP	76%	73%	75%	77%	73%	73%	76%	
NetSuite Cloud Accounting Software	75%	76%	71%	75%	76%	77%	75%	
CATEGORY AVERAGE	81%	80%	78%	80%	77%	80%	81%	

PRODUCTS BELOW INELIGIBLE FOR AWARDS DUE TO INSUFFICIENT RECENT REVIEWS								
Deltek WorkBook	88%	91%	87%	91%	82%	87%	89%	
AccountMate Enterprise	90%	84%	84%	86%	91%	88%	84%	
Epicor Kinetic	83%	83%	87%	74%	74%	81%	80%	

# Product Feature Summary

## STANDARD FEATURES

This page summarizes user satisfaction with a variety of product features. While strong and consistent performance across the board is desirable, you may be willing to tolerate low scores on features that don't impact your primary use case or core objectives. Use this high-level data to help plan and structure your product evaluation.

PRODUCT	OVERALL FEATURE SATISFACTION	BUDGETING FORECASTING	COST REVENUE TRACKING	EXPENSE MANAGEMENT	INTEGRATION APIS	PROJECT ACCOUNTING	RECONCILIATION	
CATEGORY AVERAGE	81%	80%	78%	80%	77%	80%	81%	
PRODUCTS BELOW INELIGIBLE FOR AWARDS DUE TO INSUFFICIENT RECENT REVIEWS								
Acumatica Financial Management	79%	85%	90%	91%	75%	87%	90%	



# Product Feature Satisfaction

This section provides detailed information on user satisfaction for each product feature. Use these pages to dig deeper into areas of particular interest or concern.

## Product Features

This table lists and describes all the features that are evaluated in the Accounting - Enterprise software category. For your convenience, these descriptions are repeated under the feature subheadings in the subsequent pages.

Mandatory Features	
Accounts Payable Purchase Orders	Record of debts owing for an organization. Sometimes includes a purchase order capability
Accounts Receivable Invoicing	Record of claims for payment for goods or services provided. Usually includes a customer invoicing capability
Cash Flow Management	Includes income and expense tracking, as well as cash flow monitoring.
Standard Features	
Budgeting Forecasting	Functionality allowing users to create and maintain budgets and develop forecasts, “what-if” scenarios, etc
Cost Revenue Tracking	The process of recording, classifying, analyzing, summarizing, and allocating costs associated with a process
Expense Management	Includes all aspects of expense forms design, completion, submission, limits and compliance, and reporting.

Dashboards, Analytics and Reporting	Includes historical & real-time dashboard visualizations, detailed & summary reporting, forecasting & easy data extraction for data analysis.
General Ledger Chart of Accounts	The general ledger contains the organization's accounts for recording assets, liabilities, revenue, and expenses.
Integration APIs	Ability of the software to interface with legacy and other third party applications.
Project Accounting	Ability to track, report and analyse financial results and implications at an individual project level
Reconciliation	Functionality that ensures that two sets of records (usually the balances of two accounts) are in agreement.

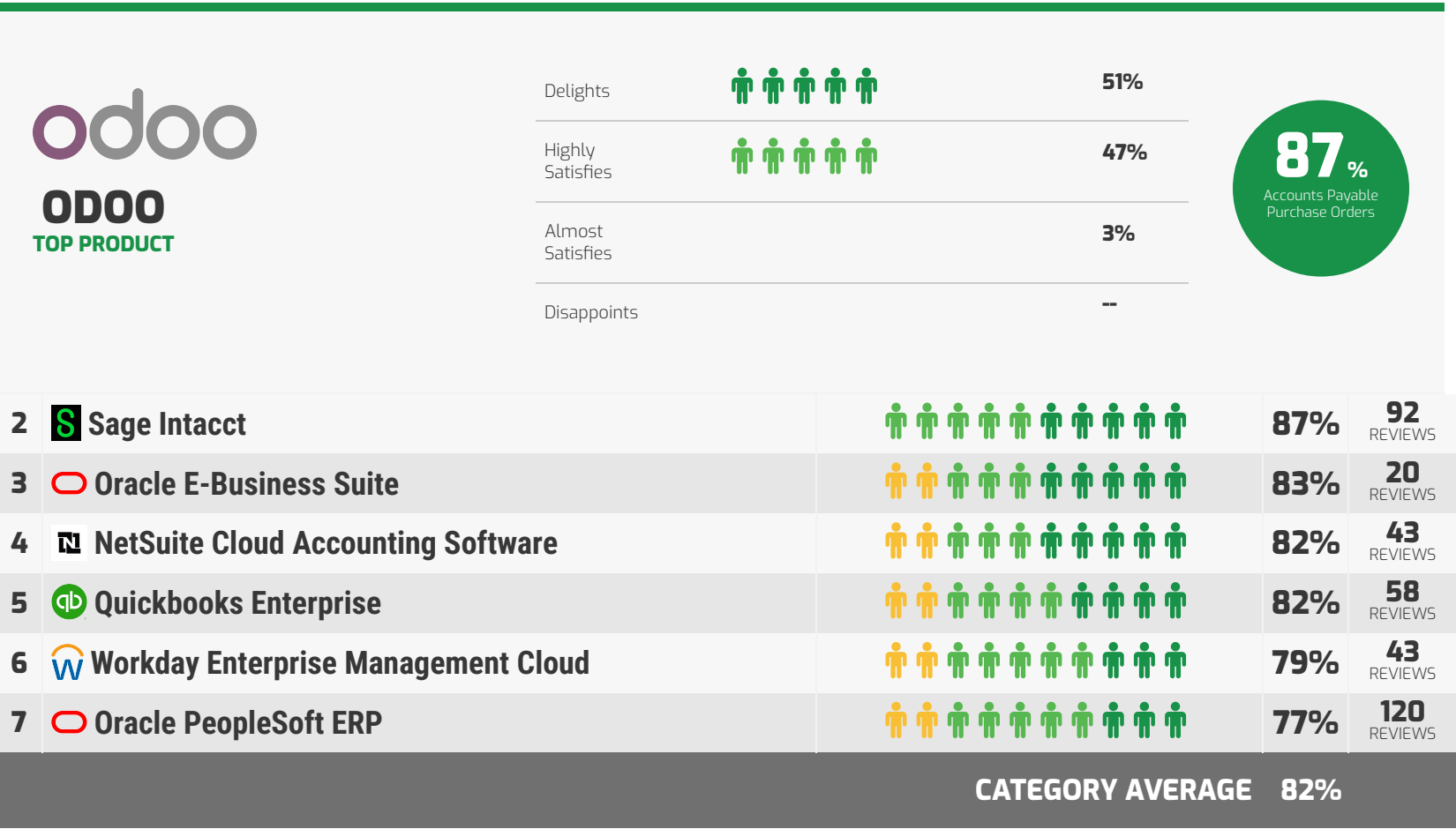
# Product Feature Satisfaction

This section provides detailed information on user satisfaction for each product feature. Use these pages to dig deeper into areas of particular interest or concern.









## Accounts Payable Purchase Orders

Mandatory Feature

Record of debts owing for an organization. Sometimes includes a purchase order capability



PRODUCTS BELOW INELIGIBLE FOR AWARDS DUE TO INSUFFICIENT RECENT REVIEWS

--	 Deltek WorkBook		90%	17 REVIEWS
--	 AccountMate Enterprise		90%	15 REVIEWS
--	 Epicor Kinetic		79%	11 REVIEWS
--	 Acumatica Financial Management		77%	5 REVIEWS








# Product Feature Satisfaction

This section provides detailed information on user satisfaction for each product feature. Use these pages to dig deeper into areas of particular interest or concern.





## Accounts Receivable Invoicing

Mandatory Feature

Record of claims for payment for goods or services provided. Usually includes a customer invoicing capability

<div> <b>ORACLE E-BUSINESS SUITE</b> TOP PRODUCT</div>		<div><div>Delights</div><div>Highly Satisfies</div><div>Almost Satisfies</div><div>Disappoints</div></div> <div><div><div><div>6</div></div><div><div>4</div></div><div><div>0</div></div><div><div>0</div></div></div><div><div>58%</div><div>42%</div><div>--</div><div>--</div></div></div>	<div><div>90%</div><div>Accounts Receivable Invoicing</div></div>	
2	 Odoo	<div><div><div>12</div></div></div>	85%	43 REVIEWS
3	 Sage Intacct	<div><div><div>10</div></div></div>	85%	92 REVIEWS
4	 Quickbooks Enterprise	<div><div><div>10</div></div></div>	84%	58 REVIEWS
5	 Workday Enterprise Management Cloud	<div><div><div>10</div></div></div>	82%	43 REVIEWS
6	 NetSuite Cloud Accounting Software	<div><div><div>8</div></div></div>	75%	43 REVIEWS
7	 Oracle PeopleSoft ERP	<div><div><div>8</div></div></div>	75%	120 REVIEWS
CATEGORY AVERAGE 82%				

PRODUCTS BELOW INELIGIBLE FOR AWARDS DUE TO INSUFFICIENT RECENT REVIEWS

--	 Deltek WorkBook	<div><div><div>10</div></div></div>	88%	17 REVIEWS
--	 AccountMate Enterprise	<div><div><div>10</div></div></div>	87%	15 REVIEWS
--	 Epicor Kinetic	<div><div><div>10</div></div></div>	87%	11 REVIEWS
--	 Acumatica Financial Management	<div><div><div>8</div></div></div>	71%	5 REVIEWS

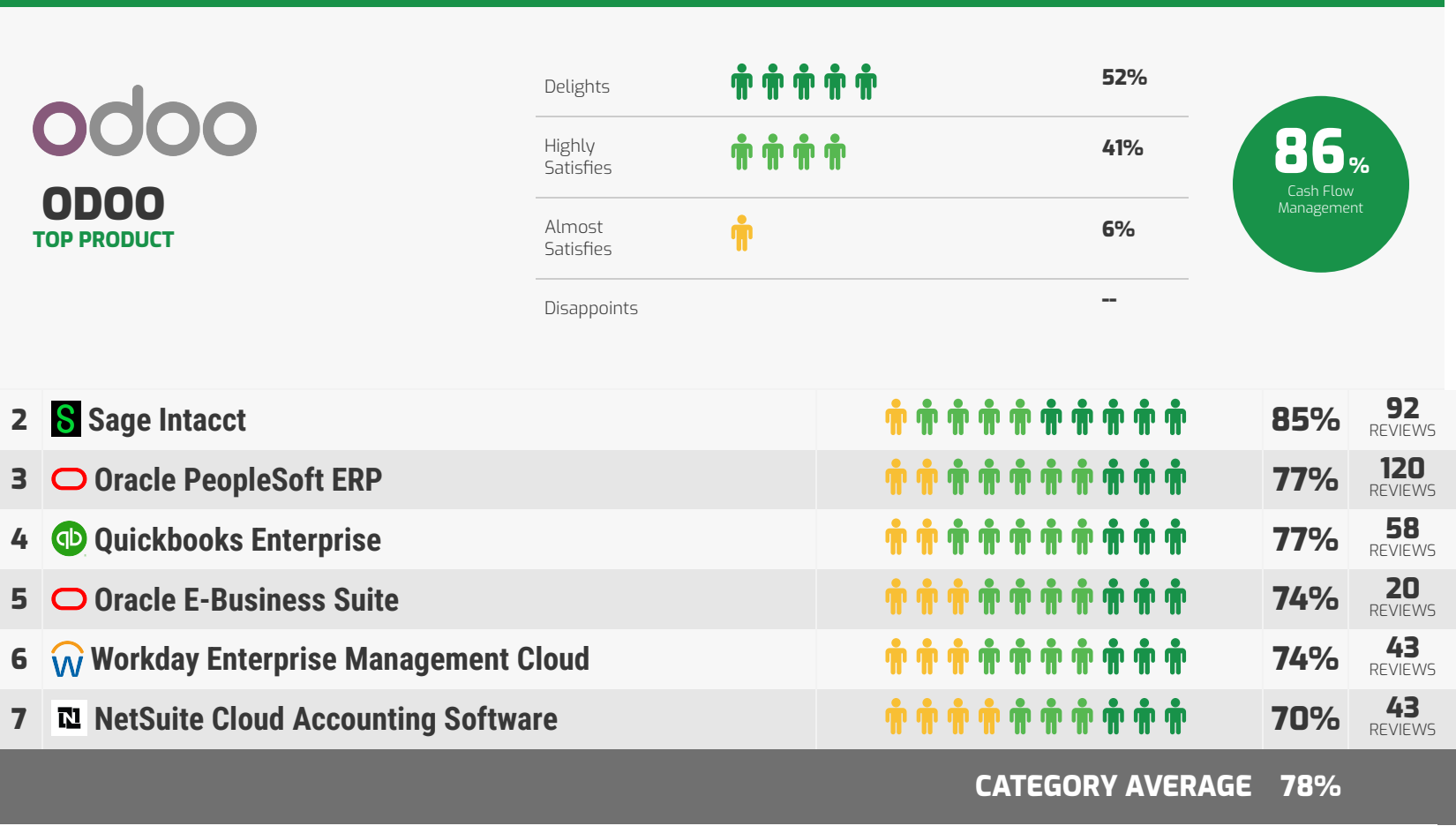
# Product Feature Satisfaction

This section provides detailed information on user satisfaction for each product feature. Use these pages to dig deeper into areas of particular interest or concern.

## Cash Flow Management

Mandatory Feature

Includes income and expense tracking, as well as cash flow monitoring.



2	 Sage Intacct		85%	92 REVIEWS
3	 Oracle PeopleSoft ERP		77%	120 REVIEWS
4	 Quickbooks Enterprise		77%	58 REVIEWS
5	 Oracle E-Business Suite		74%	20 REVIEWS
6	 Workday Enterprise Management Cloud		74%	43 REVIEWS
7	 NetSuite Cloud Accounting Software		70%	43 REVIEWS

CATEGORY AVERAGE78%

PRODUCTS BELOW INELIGIBLE FOR AWARDS DUE TO INSUFFICIENT RECENT REVIEWS

--	 Deltek WorkBook		92%	17 REVIEWS
--	 AccountMate Enterprise		92%	15 REVIEWS
--	 Epicor Kinetic		85%	11 REVIEWS
--	 Acumatica Financial Management		79%	5 REVIEWS


# Product Feature Satisfaction


This section provides detailed information on user satisfaction for each product feature. Use these pages to dig deeper into areas of particular interest or concern.



## Dashboards, Analytics and Reporting

### Mandatory Feature

Includes historical & real-time dashboard visualizations, detailed & summary reporting, forecasting & easy data extraction for data analysis.













  
E-Business Suite











Delights		56%
Highly Satisfies		40%
Almost Satisfies		--
Disappoints		4%

86%

Dashboards, Analytics and Reporting

2	 Odoo		85%	43 REVIEWS
3	 Sage Intacct		84%	92 REVIEWS
4	 Workday Enterprise Management Cloud		76%	43 REVIEWS
5	 Oracle PeopleSoft ERP		76%	120 REVIEWS
6	 Quickbooks Enterprise		76%	58 REVIEWS
7	 NetSuite Cloud Accounting Software		71%	43 REVIEWS
CATEGORY AVERAGE			79%	

PRODUCTS BELOW INELIGIBLE FOR AWARDS DUE TO INSUFFICIENT RECENT REVIEWS

--	 Deltek WorkBook		88%	17 REVIEWS
--	 AccountMate Enterprise		91%	15 REVIEWS
--	 Epicor Kinetic		79%	11 REVIEWS
--	 Acumatica Financial Management		83%	5 REVIEWS

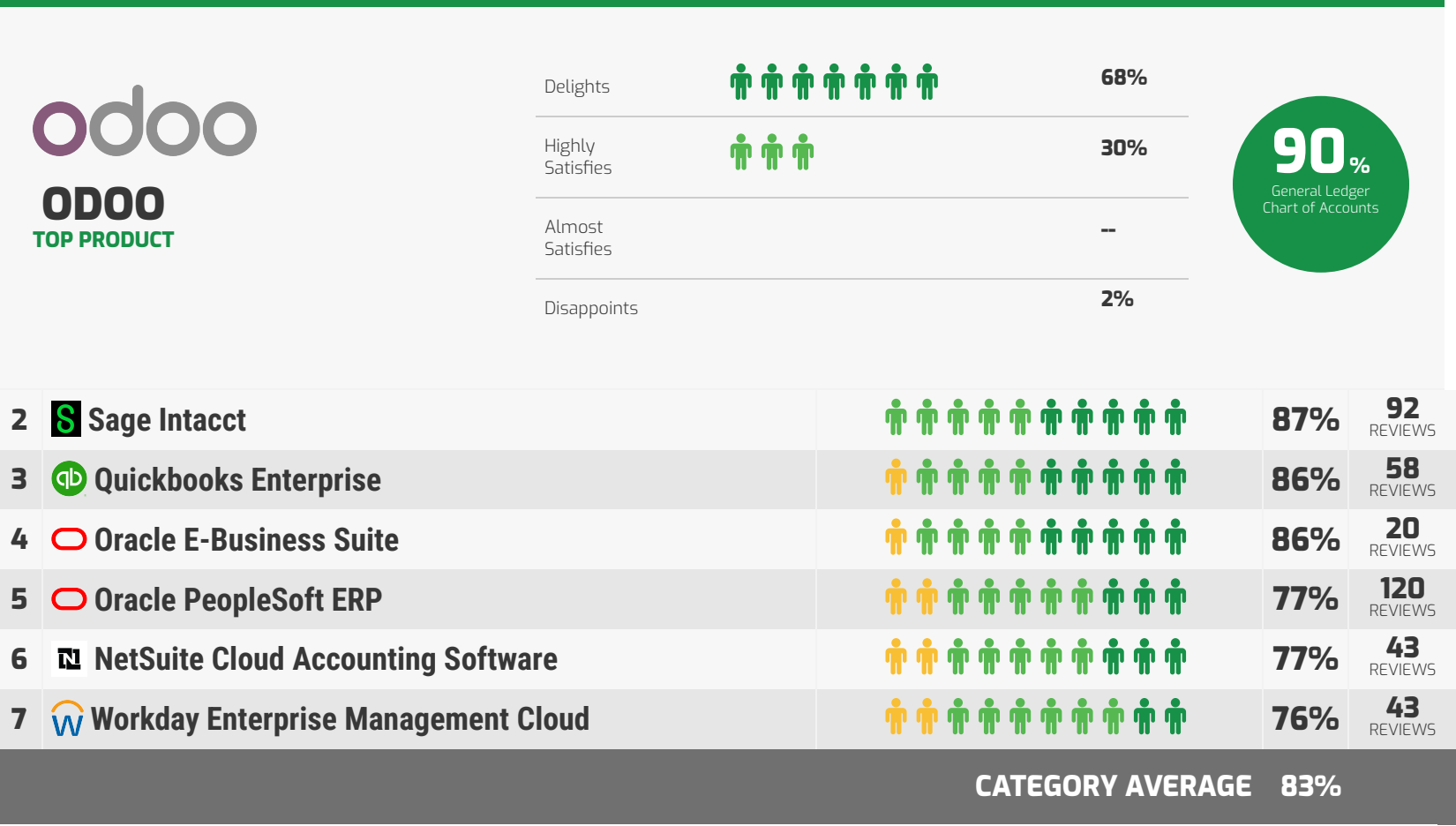
# Product Feature Satisfaction

This section provides detailed information on user satisfaction for each product feature. Use these pages to dig deeper into areas of particular interest or concern.









## General Ledger Chart of Accounts

Mandatory Feature

The general ledger contains the organization’s accounts for recording assets, liabilities, revenue, and expenses.



PRODUCTS BELOW INELIGIBLE FOR AWARDS DUE TO INSUFFICIENT RECENT REVIEWS

--	 Deltek WorkBook		84%	17 REVIEWS
--	 AccountMate Enterprise		92%	15 REVIEWS
--	 Epicor Kinetic		84%	11 REVIEWS
--	 Acumatica Financial Management		82%	5 REVIEWS



# Product Feature Satisfaction

This section provides detailed information on user satisfaction for each product feature. Use these pages to dig deeper into areas of particular interest or concern.

## Budgeting Forecasting

Standard Feature

Functionality allowing users to create and maintain budgets and develop forecasts, “what-if” scenarios, etc

ORACLE E-BUSINESS SUITE

TOP PRODUCT

Delights		62%
Highly Satisfies		38%
Almost Satisfies	--	
Disappoints		--

91%









Budgeting Forecasting

2	Odoo		87%	43 REVIEWS
3	Sage Intacct		86%	92 REVIEWS
4	NetSuite Cloud Accounting Software		76%	43 REVIEWS
5	Workday Enterprise Management Cloud		75%	43 REVIEWS
6	Quickbooks Enterprise		75%	58 REVIEWS
7	Oracle PeopleSoft ERP		73%	120 REVIEWS

CATEGORY AVERAGE

80%

PRODUCTS BELOW INELIGIBLE FOR AWARDS DUE TO INSUFFICIENT RECENT REVIEWS

--	 Deltek WorkBook		91%	17 REVIEWS
--	 AccountMate Enterprise		84%	15 REVIEWS
--	 Epicor Kinetic		83%	11 REVIEWS
--	 Acumatica Financial Management		85%	5 REVIEWS

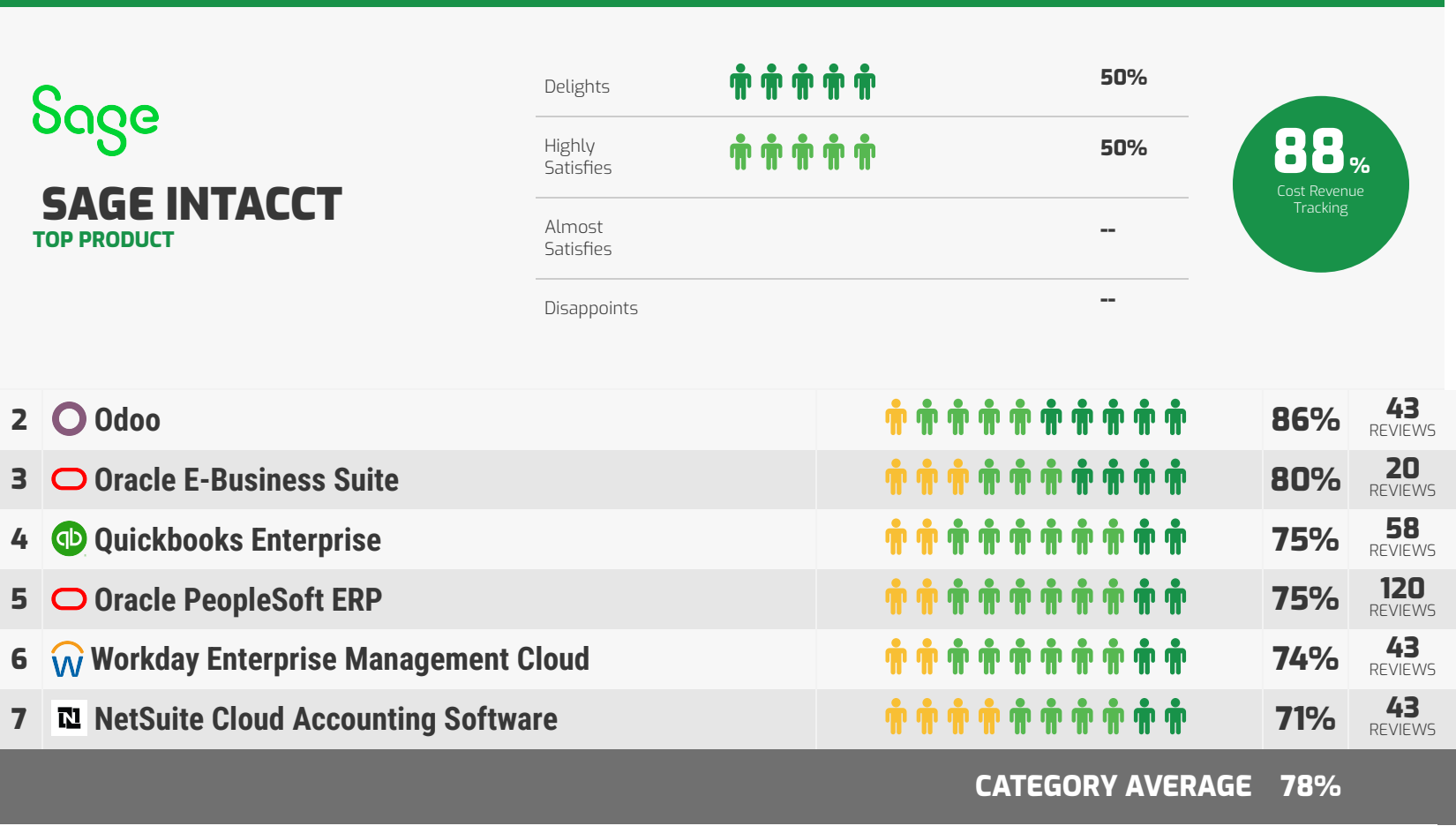
# Product Feature Satisfaction

This section provides detailed information on user satisfaction for each product feature. Use these pages to dig deeper into areas of particular interest or concern.









## Cost Revenue Tracking

Standard Feature

The process of recording, classifying, analyzing, summarizing, and allocating costs associated with a process



PRODUCTS BELOW INELIGIBLE FOR AWARDS DUE TO INSUFFICIENT RECENT REVIEWS

--	 Deltek WorkBook		87%	17 REVIEWS
--	 AccountMate Enterprise		84%	15 REVIEWS
--	 Epicor Kinetic		87%	11 REVIEWS
--	 Acumatica Financial Management		90%	5 REVIEWS

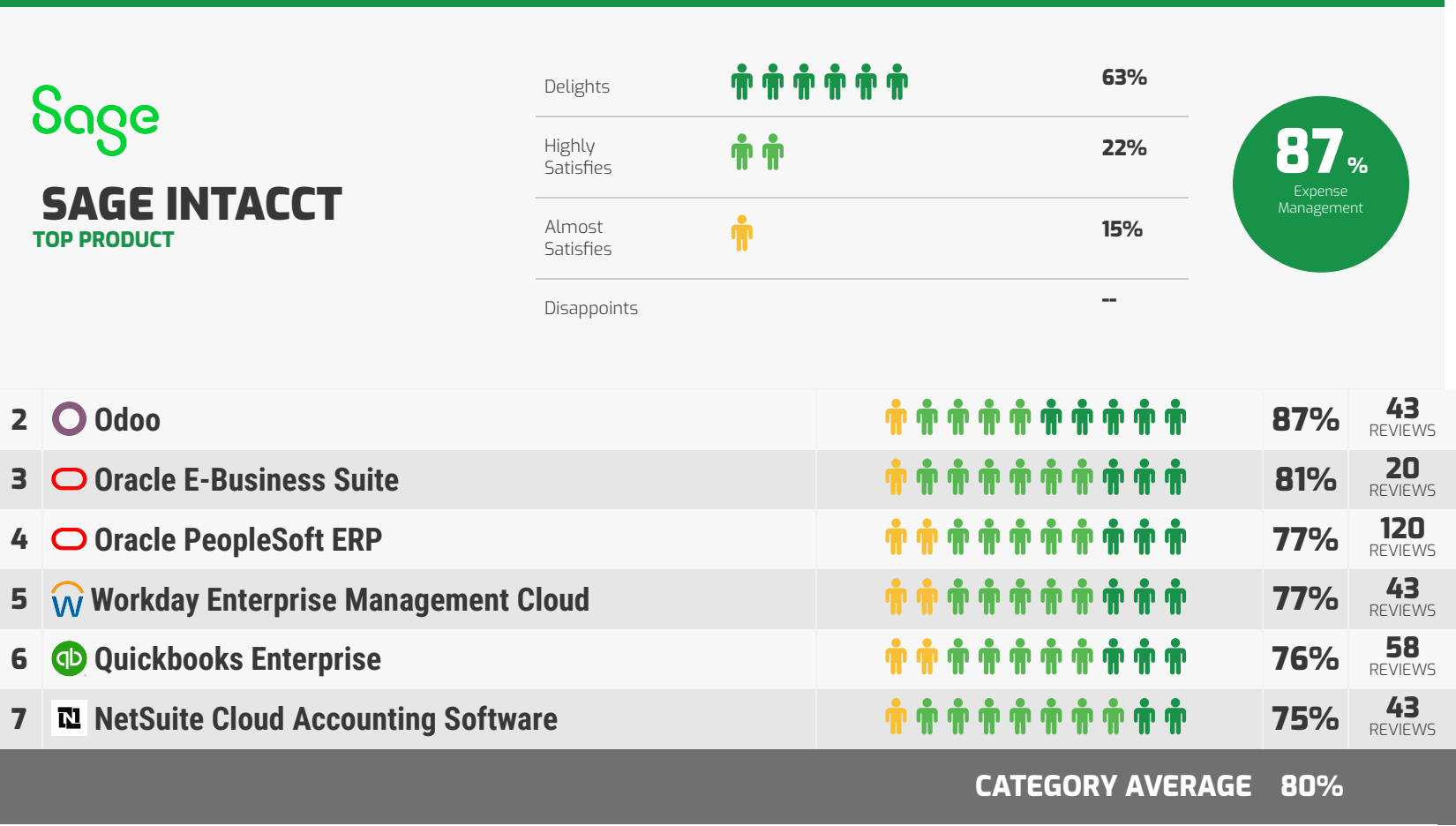
# Product Feature Satisfaction

This section provides detailed information on user satisfaction for each product feature. Use these pages to dig deeper into areas of particular interest or concern.









## Expense Management

Standard Feature

Includes all aspects of expense forms design, completion, submission, limits and compliance, and reporting.



PRODUCTS BELOW INELIGIBLE FOR AWARDS DUE TO INSUFFICIENT RECENT REVIEWS

--	 Deltek WorkBook		91%	17 REVIEWS
--	 AccountMate Enterprise		86%	15 REVIEWS
--	 Epicor Kinetic		74%	11 REVIEWS
--	 Acumatica Financial Management		91%	5 REVIEWS

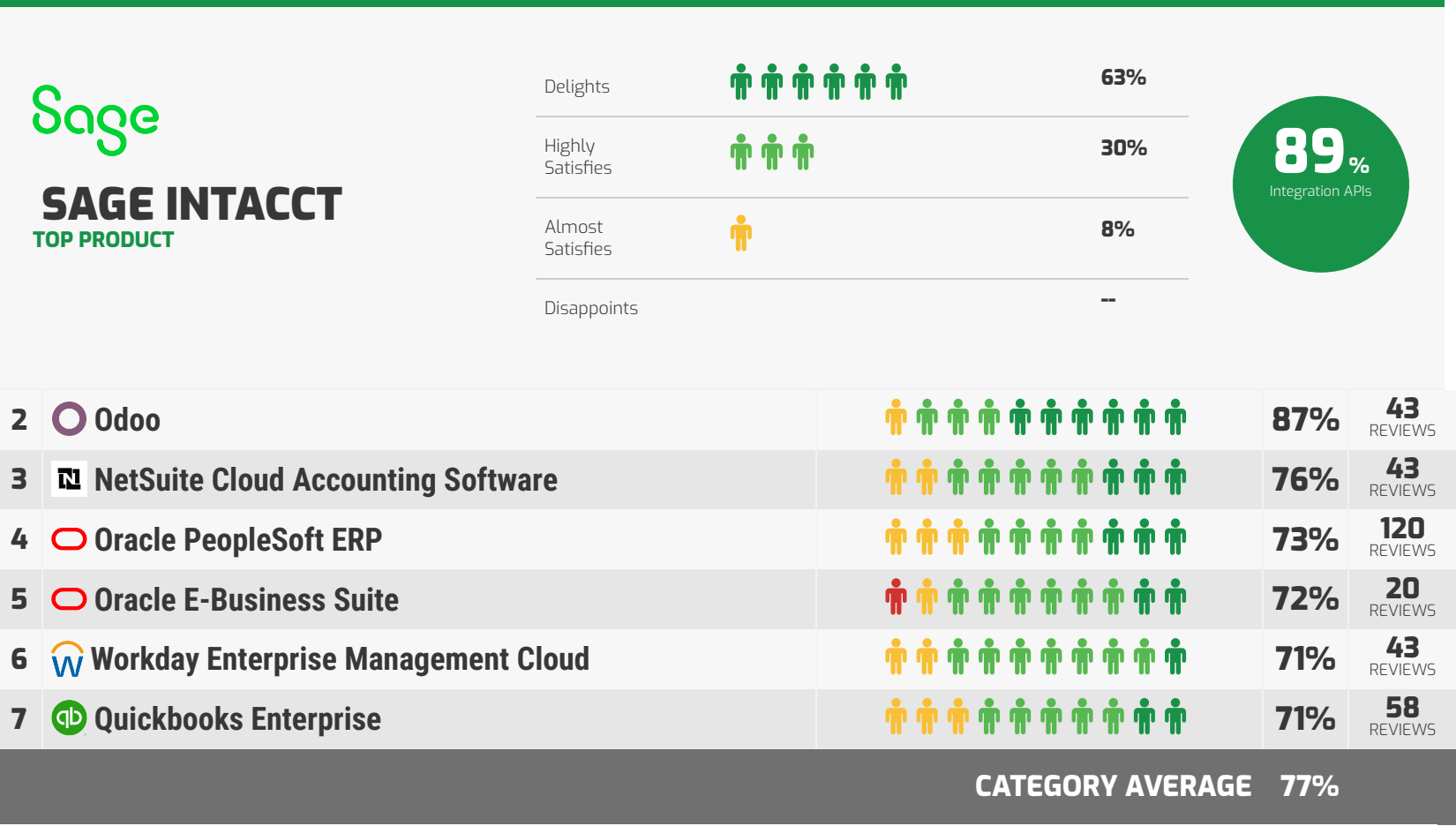
# Product Feature Satisfaction

This section provides detailed information on user satisfaction for each product feature. Use these pages to dig deeper into areas of particular interest or concern.

## Integration APIs

Standard Feature

Ability of the software to interface with legacy and other third party applications.



PRODUCTS BELOW INELIGIBLE FOR AWARDS DUE TO INSUFFICIENT RECENT REVIEWS

--	<div><div></div></div> Deltek WorkBook	<div><div></div><div></div><div></div><div></div><div></div><div></div><div></div><div></div><div></div><div></div><div></div><div></div></div>	82%	17 REVIEWS
--	<div><div></div></div> AccountMate Enterprise	<div><div></div><div></div><div></div><div></div><div></div><div></div><div></div><div></div><div></div><div></div><div></div><div></div></div>	91%	15 REVIEWS
--	<div><div></div></div> Epicor Kinetic	<div><div></div><div></div><div></div><div></div><div></div><div></div><div></div><div></div><div></div><div></div><div></div><div></div></div>	74%	11 REVIEWS
--	<div><div></div></div> Acumatica Financial Management	<div><div></div><div></div><div></div><div></div><div></div><div></div><div></div><div></div><div></div><div></div><div></div><div></div></div>	75%	5 REVIEWS

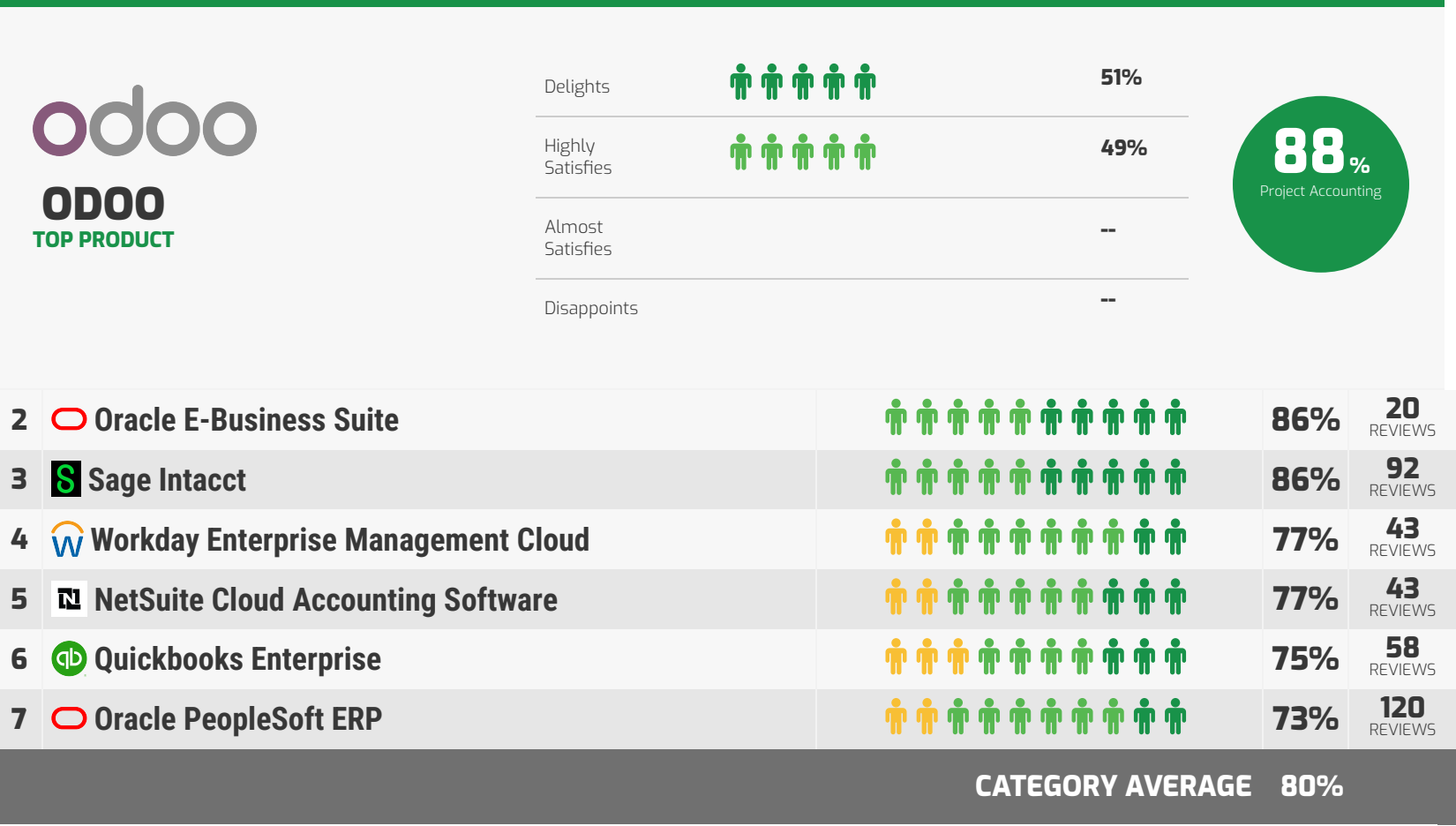
# Product Feature Satisfaction

This section provides detailed information on user satisfaction for each product feature. Use these pages to dig deeper into areas of particular interest or concern.









## Project Accounting

Standard Feature

Ability to track, report and analyse financial results and implications at an individual project level



PRODUCTS BELOW INELIGIBLE FOR AWARDS DUE TO INSUFFICIENT RECENT REVIEWS

--	 Deltek WorkBook		87%	17 REVIEWS
--	 AccountMate Enterprise		88%	15 REVIEWS
--	 Epicor Kinetic		81%	11 REVIEWS
--	 Acumatica Financial Management		87%	5 REVIEWS

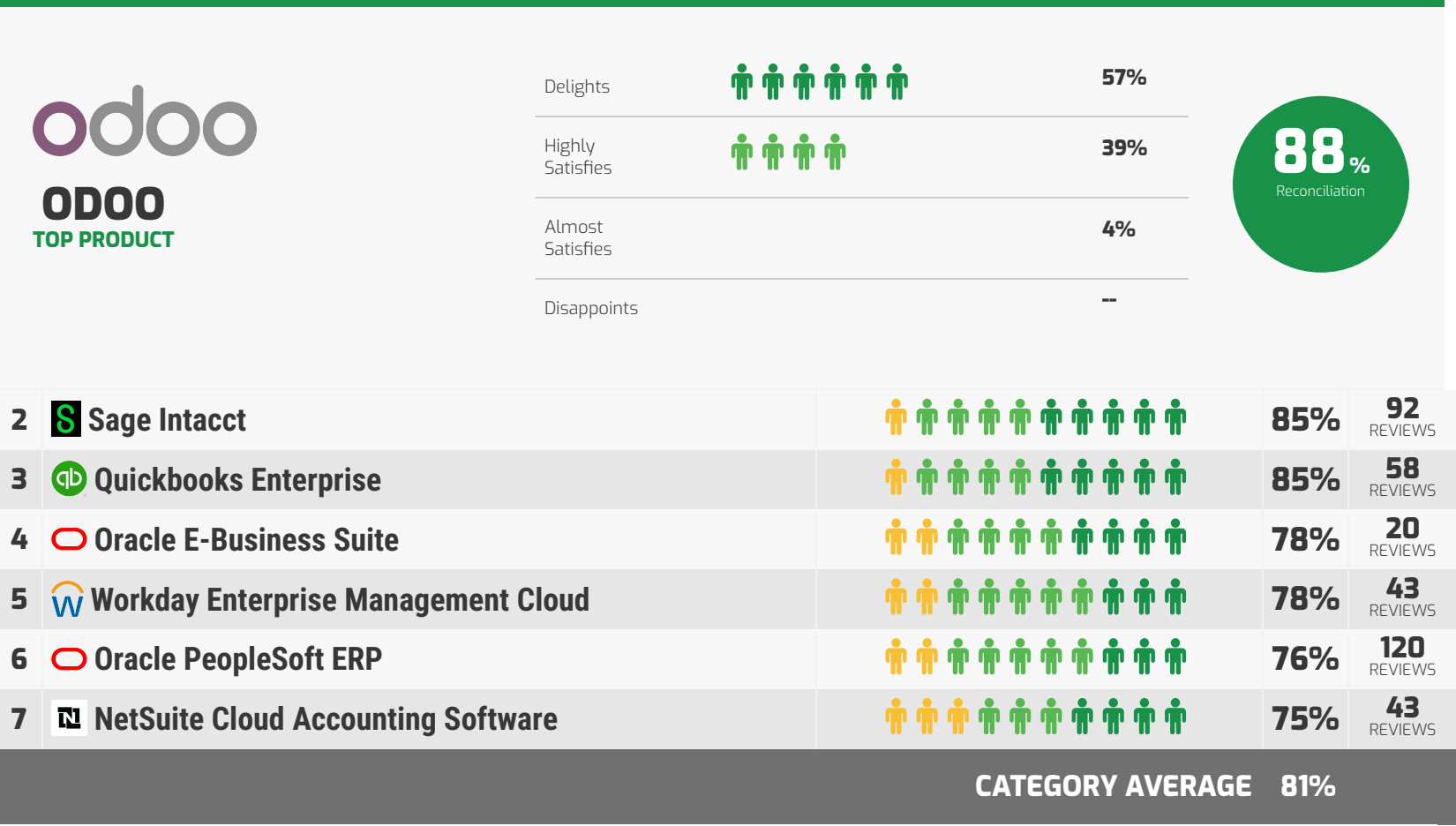
# Product Feature Satisfaction













This section provides detailed information on user satisfaction for each product feature. Use these pages to dig deeper into areas of particular interest or concern.

## Reconciliation









Standard Feature

Functionality that ensures that two sets of records (usually the balances of two accounts) are in agreement.



2	 Sage Intacct		85%	92 REVIEWS
3	 Quickbooks Enterprise		85%	58 REVIEWS
4	 Oracle E-Business Suite		78%	20 REVIEWS
5	 Workday Enterprise Management Cloud		78%	43 REVIEWS
6	 Oracle PeopleSoft ERP		76%	120 REVIEWS
7	 NetSuite Cloud Accounting Software		75%	43 REVIEWS
CATEGORY AVERAGE			81%	

PRODUCTS BELOW INELIGIBLE FOR AWARDS DUE TO INSUFFICIENT RECENT REVIEWS

--	 Deltek WorkBook		89%	17 REVIEWS
--	 AccountMate Enterprise		84%	15 REVIEWS
--	 Epicor Kinetic		80%	11 REVIEWS
--	 Acumatica Financial Management		90%	5 REVIEWS